



Anglesey
Marine Supplies

2012 Catalogue



1445
1446
1447
1448



3041
3042
3043
3044



1455
1456
1457
1458
1997
1998
3185



1459
1460
1461
1462
4029



1463 4004
1464 1715
1465 1716
1466 1717



1611
1718

MMS YACHT ROPES

1

Polypropylene braided rope, a flexible rope with strong centre core. Ideal for anchoring and mooring lines, remains soft and easy to handle, can also be used for sheets. Comes in different colours with various tracer threads.

1445- 6mm. x 200m. reel.
1446- 8mm. x 200m. reel.
1447- 10mm. x 200m. reel.
1448- 12mm. x 200m. reel.

Flexible braid on braid pre-stretched Polyester rope for sheeting. Easily spliced, remains soft and easy to handle. Does not absorb water or rot. Comes in white with yellow tracer or red.

3041- 6mm. x 200m.
3042- 8mm. x 200m.
3043- 10mm. x 200m.
3044- 12mm. x 200m.

Blue "Multifilament" Polypropylene. Strong, easy to splice economy mooring rope. Softer to handle than monofilament..

1455- 6mm. x 200m. 1997- 14mm. x 100m.(new)
1456- 8mm. x 200m. 1998- 16mm. x 100m.(new)
1457- 10mm. x 200m. 3185- 20mm. x 100m.(new)
1458- 12mm. x 200m.

POLYESTER

3 strand pre-stretched polyester Good wear and tear resistance. Ideal for anchors and fendering. Flexible and easy to splice. White

White

1459- 6mm x 200m.
1460- 8mm. x 200m.
1461- 10mm. x 200m.
1462- 12mm. x 200m.
4029- 14mm. x 100m.

NYLON

3 strand Nylon. Soft and flexible, easy to splice with good shock absorption properties and hard wearing.

1463- 6mm. x 200m. 4004- 16mm. x 100m
1464- 8mm. x 200m. 1715- 18mm. x 100m.
1465- 10mm. x 200m. 1716- 20mm. x 100m.
1466- 12mm. x 200m. 1717- 24mm. x 100m.

8 Strand Nylon anchor Braid

1611- 12mm. x 100m.
1718- 14mm. x 100m.

NOTE : All prices are per reel unless otherwise stated.



Black Polyester
Green Polyester



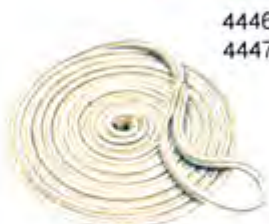
Hemp



3046
3047



1721



4446
4447



4445



1471
1472
1473
4334



3746



3542



3561



MMS YACHT ROPES

"BLACK" Polyester mooring rope, very flexible, soft and easy to splice. Good for general mooring warps.
3300- 6mm. x 200m. 1468- 12mm. x 200m.
3301- 8mm. x 200m. 1469- 14mm. x 100m.
1467- 10mm. x 200m. 1470- 16mm. x 100m.

"GREEN" Polyester mooring rope, very flexible and soft.
3918- 14mm. x 100m. 3919- 16mm. x 100m.

3 STRAND HEMP

Hemp rope, suitable for steel narrow boats, and situations where a more traditional rope is needed.

Traditional Hemp	Man made Hemp
1642- 6mm. x 200 m.	3454- 12mm. x 200m.
1615- 10mm. x 200 m.	3455- 14mm. x 100m.
1616- 12mm. x 200m.	3456- 16mm. x 100m.
	3457- 20mm. x 100m.
	3458- 24mm. x 100m.

POLYESTER BRAID

Suitable as a general purpose rope, for fenders, etc.

1719- 2mm. x 500m 1720- 3mm. x 500M.

POLYETHYLENE BRAID

Ideal watersports rope. Suitable where a rope that floats is required. 12 strand. Particularly good for water skiing, Wakeboarding and pulling water toys.

1721- 8mm. x 200m.

4445- Blue / white Nylon 16 strand multibraid rope. 7 / 16" x 300' Resistant to rot, mildew and marine growth.

4446- Double braid dock line c/w 40cm. spliced loop. Made from Nylon. 10mm. x 6m. Clamshell packed.

4447- Double braid dock line c/w 40cm. spliced loop. Made from nylon. 12mm. x 6m. Clamshell packed.

POLYPROPYLENE BRAID

Pre-stretched polypropylene braid suitable as a general purpose flexible rope such as tying on fenders or for boat covers etc.

3046- 4mm. x 200m. 3047- 5mm. x 200m.

MMS ANCHOR LINES

Pre-cut lengths of anchor line, with eye splice and thimble.

Polyester 3- strand Anchor line

1471- 8mm. x 30m. 1473- 12mm. x 30m.
1472- 10mm. x 30m. 4334- 14mm. x 30m.

Webbing

3746- Toe-strap and general purpose 50mm. Polyester webbing. 50m. reel, 2100kg. breaking strain.

3542- Nylon general purpose netting 60cm. in width. Ideal for pulpit use. Comes in 30m. roll.

Mooring Compensator

Mooring compensator, made from special rubber which is impervious to UV and salt water. Up to 7m. boats.

3561- Mooring compensator (up to 20mm. rope)



WATER SKIS

- 102- "Airhead" Graphite combo rim skis. Adult 67 inch.
- 106- "Airhead" junior trainers. 45 inch skis, connected together for easy planning. Complete with easy grip beginner handle. Also supplied with short tow rope and detailed instructions on training
- 145- "Airhead" kneeboard. A stable and responsive "V" shaped design. Also gives fluid turns and big air off the wake. The contoured EVA kneepad has deep knee wells and reinforced toe areas. The 3" wide adjustable strap is cushioned for comfort.

SKI POLES AND ACCESSORIES

- 1183- High quality ski pole, made from s/s tubing, with a chrome brass base. Supplied with all necessary mounting hardware.
- 137- Transom mounted ski tow eye, suitable for most sterndrive and inboard boats. Complete with all mounting hardware. Ring dia. 63mm. Bolt size 10mm.
- 3174 - Same as 137 but ring dia. 76mm. Bolt size 12mm.

"GUL" & "SOLA" SKI JACKETS CE (50N buoyancy)

- Tri- colour impact vest with 4 belt fastening system
- 4336- Junior
- 3305- Small
- 3306- Medium
- 140- Large
- 141- Extra large

- 116- Replacement ski hooks for old 114 ski bridle.
- 3039- Replacement ski hooks for 115 ski bridle.

SKI BINDINGS

- 129- Complete universal Combo binding set. Ideal for general purpose use. Can also be used as a replacement for other brands of bindings.
- 130- Universal heel binding only.
- 131- Universal foot binding only.
- 132- Universal rear foot binding only.
- 128- Deep replacement skag, black nylon.
- 1729- Deep skag, black aluminium.



109



3236



118



114



115

3600



117



1727



4400



120



4413



134



1142

SKI ROPES

5

109- Economy ski rope, with neoprene covered composite core handle. Good quality economy line. Also comes with soft grip handle and float.

3236- Competition 12 strand polypropylene rope, 75' long. With one piece textured handle and finger guards, 5' detachable handle section. Clam pack.

1727- "Slalom training rope. With moulded rubber and aluminium core. Can also be used for barefoot slalom, trick skiing and as a unique way to help the beginner beat the frustration of learning to deep water start.

120- Replacement ski handle.

118- High impact styrene float, ideal for ski ropes, or marker buoys. Multicoloured. Bag of 10.

4400- Wakeboard rope, has 15" super grip handle and 5" finger protectors. The 6" TPR covered alloy handle provides extra leverage and pull for spins and inverted tricks. The bridle is fully encased in flexible vinyl for protection against abrasion. Has 75' x 16 strand 4 section floating rope. Comes with a rope keeper for storage.

SKI BRIDLES

114- Economy ski bridle, with high impact nylon float / pulley and large snaphooks.

115- Deluxe ski bridle, with heavy duty s/s pulley block and large metal snap hooks.

4413- A high impact moulded plastic float / pully system allowing for easy attachment of ski ropes, wakeboard and tube ropes. 8" long c/w hooks.

3600- Self-centring tow harness with 3,000 pound strength. Has s/s steel pulley for sliding along rope, with a 155mm. float to keep harness from prop.

SKI MIRRORS

1142- Shatterproof ski mirror with convex lens. Supplied with universal fitting kit.

117- Wide ski mirror, with plastic moulding to protect glass. Large 300mm. x 100mm. mirror. Supplied with universal fitting kit.

134- Universal mount ski mirror, with plastic mouldings. To accomodate deck windscreen or flat frame. Large 200mm. x 100mm. convex mirror.

6 "CHECKS"



"HEART ATTACK"



"HORNS UP"

"WRAP"
BINDING"VISE"
BINDING

4477



3276



4343



3627



1299



3637



3638



3639

WAKEBOARDS

COMBO

4414- World Industries "Checks" wakeboard. For riders looking for smooth constant turns. Riders of all levels will enjoy this 135cm. freeride board. Comes with 2 removable reinforced nylon fins for excellent tracking. Is also fitted with "World Industries" adjustable bindings.

COMBO

4415- Airhead "Heart Attack" wakeboard. Has rounded end profile and beveled perimeter for level release off the wake. 135cm. wakeboard for riders of all levels. Good performance at a low price. Removable fins and Airhead "vise" bindings.

4416- Airhead "horns Up" wakeboard. Designed for medium to expert riders. The 6 fin dual setup gives ultimate tracking. More speed into the wake and landings. Centre fins are made to be removable. (no bindings)

4417- Airhead "heart Attack" wakeboard. (no bindings)

4418 -Airhead "Wrap" bindings. A comfortable convenient sandal style binding made from durable dual density EVA with a simple hook and loop strap across the arch. To fit adults 5 - 12 (EU 37 - 46)

SKI TUBES

1299- "BLAST" . With its 4 knuckle guard and tubular webbing covered handles, ensure a sure and comfortable grip on this 54" round towable. Has 24 gauge vinyl and 420 denier nylon cover.

3627- Big brother to " Blast ", this 76" big tube has 8 deluxe handles with neoprene knuckle guards. Uses 30 gauge PVC and double stitch nylon cover with self-draining floor vent. Big enough for 4 riders.

4477- Water sport rope, 75' long 16 strand. Suitable for towing 1 person. Clam packed.

3276- Water sport rope, 60' long 16 strand. Suitable for towing 2 people.

4343- De lux water sport rope, 60' long. Using 16 strand 5/8" dia rope to pull 4 people. 4,100 lb. breaking strength.

Double Dog (2 riders)

3637

Double dog has a 30-gauge PVC bladder and is completely covered in double stitched 840 denier nylon, with no exposed nylon. It has 2 deluxe handles with neoprene knuckle guards and seat pads. Uses boston valves. Size : 76" (193cm.) long x 44" (112cm.) wide.

Hot Dog (3 riders)

3638- Same spec as 3637 but for 3 riders. Uses Airhead multi-valves and is 102" (260cm.) long x 44" (112cm.) wide.

Jumbo Dog (5 riders)

3639- Same spec as 3637 but for 5 riders. Uses Airhead multi-valves. Its a whopping 150" (381cm.) long x 44" (112cm.) wide.



A LARGER RANGE OF CUSTOM MADE JET SKI COVERS ON PAGE 103



BIMINI CANOPIES WITH OVERALL COVER

Folding two arches bimini canopy, made from anodized aluminium tubes, with fixing bases and joints made from reinforced nylon. Material is sun and salt resistant.

	<u>Adjustable width</u>	<u>Height</u>	<u>Length</u>
3446-	120cm. - 140cm.	110cm.	180cm. (62130)
3447-	140cm. - 165.cm	110cm.	180cm. (62150)
3448-	165cm. - 185.cm	110cm.	180cm. (62175)

Folding three arches bimini canopy, made from anodized aluminium tubes. with fixing bases and joints made from reinforced nylon. Canopy made from special salt and sun resistant material. Cover supplied when folded.

	<u>Adjustable width</u>	<u>Height</u>	<u>Length</u>
4406	140cm. - 165cm.	110cm.	180cm. (63150)
3449-	160cm. - 180cm.	110cm.	180cm. (63170)
3450-	180cm. - 200cm.	110cm.	180cm. (63200)
3451-	215cm. - 235cm.	110cm.	180cm. (63225)

3530- Horizontally folding plastic base to fit 22mm. tube Bimini canopies.

3590- Bimini top support poles to brace the arch in a "radar arch" position above the cockpit. 7/8" tubing x 40 1/2" long (22mm. x 130cm.) Supplied in pairs.

3770- One pair of 36" long aluminium slider tracks provides adjustment for bimini and canopy top frames. Complete with nylon jaw slides, end caps and nuts/bolts.

4331- Suction disc rubber support base for fitting a Bimini cover to RIB or inflatable boat. 1 pair.

"Attwood" Universal Boat Covers

A trailering cover for the price conscience, available in two fabric weights. All made from 100% polyester, a fabric that is strong, durable and waterproof. All supplied with adjustable elastic hem cord and gunwale tie-down loops.

Silver Range (200 denier polyester)

- 3414- 14' to 16' hull, with beam up to 90" (10452)
- 3415- 17' to 19' hull, with beam up to 96". (10453)
- 3531- 19' to 21' hull, with beam up to 105" (10454)
- 3591- 21' to 23' hull, with beam up to 105" (10455)

Jetski's Covers (200 denier polyester)

- 1364- 1 - 2 person 103" - 114" in length.
 - 1365- 2 - 3 person 115" - 135" in length.
- (See also page 103 for custom fit range)

458- Aluminium tonneau support bar, complete with retaining feet to fit inside gunwale of boat. Length of bar to be cut to suite beam of boat. Length supplied 2.14m.

3596- Same bar as 458 but with end connectors to fit over pulpit or side rail bar.

4360- Giant 85mm. suction cups made from ABS with heavy hook ideal for boat covers, tarps etc. Pack of 2

3009- Boat cover support pole adjustable 60 - 100cm.

3010- Boat cover support pole adjustable 90 - 150cm.



LUBRIMATIC OILS AND GREASES

BIA and NMMA approved. Meets or exceeds all engine manufactures warranty requirements.

113- TCWIII quart (U.S.) .946lt. bottles.(12 in case.)

122- TCWIII gallon (U.S.) 3.78lt. bottles.(6 in case.)

3869- TCWIII 2 1/2" (U.S.) 9.45lt. bottles (2 in case)

PERSONAL WATERCRAFT OIL

3307-Ashless TCWIII jetski oil gallon (U.S.) 6 in case

INBOARD AND STERNDRIVE ENGINE OIL

3504 - Specially blended for 4 stroke marine engines. 10w / 30. gallon bottles. 6 in case.

GEAR OILS

1141- Hypoid 90 gear oil, 10oz (U.S.) tubes. (12 in box)

1143- Hypoid 90 gear oil, Quart (U.S.) bottles (12 in box.)

3194- Lower unit gear oil filling adaptor to fit 1143 Quart bottle. Will fit Mercury, Mercruiser, OMC, Volvo, Force and Honda 70-90 HP

1637- adaptor to be used with 3194 for filling Yamaha, Honda and Tohatsu outboard gear box up to 50HP.

1694- Adaptor to be used with 3194 for filling Suzuki outboard gear box.

388- Hypoid 140 gear oil, Quart (U.S.) bottles (12 in box.) Ideal for Seagull gear boxes.

1696- Power tilt and trim fluid. Provides necessary formula to ensure proper pump performance and seal life. 10oz.tube. (U.S.) 12 tubes packed in box.

273- Storage fogging oil, protects all internal parts during the laying up period. Also Tool box Buddy is used as a good penetrating oil. 11oz. aerosol. Case of 12

1638- Petrol stabilizer, for off season storage. For use in 4 stroke and 2 stroke engines. Keeps fuel fresh for 12 months. 440ml bottle. 12 bottles per case.

4475- Bio Medic the ultimate fuel sterilizer. A biocide blend formulated especially for preventing or eradicating the fuel spoilage organisms known collectively as "Deisel Bug" Supplied in 946ml bottle. 12 bottles per case

Note : [Quicksilver Oils Page 113](#)



MULTI-PURPOSE GREASE

3813- "Loctite" superlube, a multi-purpose synthetic lubricant containing Teflon. Outlasts and outperforms all petroleum based products for protection and lubrication of all moving metal parts. 85g. tube.

1213- Marine corrosion and trailer wheel bearing grease. 16oz. (U.S.) can. 12 per box.

1635- Same as 1213 but in 284 gm. tube..

3309- 14oz. cartridge "White Lithium Grease" . Box of 12.

3477- 14oz. cartridge. "General purpose grease". Box 12.

3310- New heavy duty grease gun, fully zinc plated finish. Takes 14 oz. cartridge or can be bulk loaded. Develops 10,000 psi.

1144- White lithium grease. For workshop marine use. 16oz. (U.S.) can. 12 per box.

1214- Marine midget grease gun. applicator can be fitted to front or top. Takes 3oz. (U.S.) cartridge or can be bulk loaded. Develops up to 3,600 psi, comes with a 3 oz. cartridge. Comes in clam pack.

1215- Replacement white lithium grease 3oz. (85g.) cartridges, to fit 1214 grease gun.

3928- Replacement marine corrosion and trailer wheel bearing grease 3oz. (85g.) cartridges.


3405- "Oil Boy" fluid extractor kit. Large pump makes easy work of extracting oil from sump. Also acts as container with built in pouring spout, allowing for a clean transfer at a proper disposal facility. Kit comes complete with a range of hose adaptors for connecting to most marine engines. Also suitable for extracting bilge water. 6.5 ltr.

3598- Same as 3405 but a smaller more portable version. 4 ltr. capacity.

3870- Transfer syphon pump. Rubber bulb pumps all types of liquids including diesel and petrol.

4282- Portable oil change kit comes complete with 6 litre tank a plastic hand pump which can be stored in the canister. Complete with all the necessary pipework and fittings making it easy to install, use and carry. With an easy pourer for oil.

10



"EASTERN" FUEL TANKS ISO 13591 APPROVED

4116- 3 Gallon U.S. (11.3L.) fuel tank complete with fuel adaptor and vented cap. No gauge. Same size and style as Honda, Mariner, Mercury.

4117- 3 Gallon U.S. (11.3L) fuel tank complete with fuel adaptor with vented cap and built in fuel gauge. Same style and size as Honda, Mariner, Mercury.

4118- 6 Gallon U.S. (22.7L.) fuel tank complete with fuel adaptor and vented cap. No gauge.

4119- 6 Gallon U.S. (22.7L.) fuel tank complete with fuel adaptor and vented cap and built in fuel gauge.

4113- Fuel cap to suit 4116 and 4118.

4114- Fuel cap to suit 4117 and 4119

"HULK" FUEL TANKS

"Hulk" fuel tanks. Complete with barb fuel connector Can be used in the vertical or horizontal position.

1212- 12lt. fuel tank with vented cap. No gauge. Dimensions : 41cm.L. x 26cm. W. x 19.5cm. H.

996- 22lt. fuel tank with vented cap and gauge. Dimensions : 46cm. L. x 30.5cm W. x 26.5 H.

146- 30lt. fuel tank with vented cap and gauge. Dimension : 51cm. L. x 36cm. W. x 27cm. H.

Large "Tempo" Portable Fuel Tanks

148- 12gal. (U.S.) 45.5lt. tank with fuel gauge. Dimensions 61cm. L. x 45.7cm. W. x 27.3cm. H. Including height of cap.

1409- 12gal. (U.S.) 45.5lt. tank with fuel gauge. Dimension 50.8cm. L. x 35.6cm. W. x 38.1cm. H. including height of cap.

386- 3 gal. (U.S.) 11.4 litres fuel tank with fuel gauge. Dimensions : 43cm. L. x 23cm. W. x 25.5cm. H.

1956- 22.7 litres fuel tank with fuel gauge on tank. Comes complete with universal fuel line. Dimensions 54cm L. x 28cm W. x 29cm. H. Tanks may vary.


197- Fuel tank replacement cap for Nuova Rade tanks.

198- Metal fuel cap. Replacement for OMC fuel tanks.

1733- Replacement fuel pick-up for all Nuove Rade tanks.

3312- "Tempo" Universal tank hold down kit, contains 2 hold down straps with teak blocks, s/s clips and screws.

4071- Tempo tank guard. White vinyl molding is easy to install. Prevents metal tanks from rattling and marring decks. Can also be used for windscreens and gunnel edges. Available in white or black.



PERMANANT INSTALLATION FUEL TANKS (CE)

1483- 41ltr. grey polythene fuel tank. Complete with integral vent and fuel pipe connector. 50cm. long x 35cm. wide x 30cm. high. 8015 (44797)

1485- 38ltr. grey polythene fuel tank. Complete with integral vent and fuel pipe connector 65cm. long x 35cm. wide x 22cm. high. 8115 (44832)

1487- 55ltr. grey polythene fuel tank. Complete with integral vent and fuel pipe connector. 65cm. long x 35cm. wide x 30cm. high. 8016 (44799)

1489- 49ltr. grey polythene fuel tank. Complete with integral vent and fuel pipe connector. 85cm. long x 35cm. wide x 22cm. high. 8116 (44834)

1491- 69ltr. grey polythene fuel tank. Complete with integral vent and fuel pipe connector 80cm. long x 35cm. wide x 30cm. high. 8017 (44801)

1493- 73ltr. grey polyethylene fuel tank. Complete with integral vent and fuel pipe connector. 110cm. long x 35cm. wide x 22cm. high. 8117 (44836)

1495- Remote fitting kit for permanently installed fuel tanks 1483 - 1493. Consisting of fuel tank adaptor and breather. *Please specify 38mm. or 50mm.

1646- Same as 1495 but 90 degree angle.

767- Fuel deck filler for 38mm. (1 1/2") I.D. hose Supplied with assorted labels. Fuel, diesel, etc.

1287- Same as 767 but to suit 50mm. (2") I.D. hose.

200- Chrome plated metal tank vent for 12-16mm. hose.

201- Same as 200 but 90 degree

"TEMPO" FIXED INSTALLATION TANKS

Manufactured from polyethylene, with a one piece construction. All tanks are fitted as standard with fuel sender units and are fitted with all necessary take-offs for fuel, vent and filler adaptors. Deck filler is 1 1/2" (38mm.) CE approved.

4225- 16.5 gals. (62.5 lt.) c/w fuel sender unit and has all necessary remote adaptors. 18" wide x 36" long x 7" high.

4227- 23 gals. (87.1 lt.) c/w fuel sender unit and has all necessary remote adaptors. 18" wide x 47" long x 7 1/4" high.

4229- 29 gals. (109.1 lt.) c/w fuel sender unit and has all necessary remote adaptors. 26" wide x 43" long x 9" high.

10 12



TECHNICAL SERVICE MANUAL (1-800-4-A-SEA) (1-800-4-A-SEA)



APPROVED FUEL LINE

- 1106a- 1/4" (6mm.) fuel line, 15.25m. rolls
- 1106b- 5/16" (8mm.) fuel Line, 15.25m. rolls
- 1106c- 3/8" (10mm.) fuel line, 15.25m. rolls
- 1357- 2" (50mm.) fuel filler hose, 3m. rolls.
- 1300- Economy 5/16" (8mm.) fuel hose, reinforced a alcohol resistant. 25m. roll.
- 3080- Economy 3/8" (10mm.) fuel hose, reinforced and alcohol resistant. 9m. roll.

ECONOMY PRIMER BULBS(Clam Pack)

- | | |
|------------------------|-----------------------------|
| 4344- Primer bulb 1/4" | 4280- Large primer bulb 8" |
| 164- Primer bulb 5/16" | 1643- Large primer bulb 10" |

ECONOMY FUEL LINES

- 152- Universal reinforced, alcohol resistant fuel line assembly, with larger primer bulb. 8mm. I.D.
- 154- "OMC" fuel line assembly with end connectors
- 155- "Mercury" fuel line assembly. (metal connector)
- 4108- "Merc/ Mar.fuel line for post 1998 engines.
- 1232- "Yamaha" fuel line assembly.
- 3694- "Honda" fuel line assembly.

EASTERN FUEL LINES (CLAM PACK)

- 3275- Universal fuel line. 10mm. I. D..
- 2071- Mer/ Mar. fuel line to suite 1998 onward eng
- 3837- Mercury pre-98 fuel line with metal fittings.
- 3078- "OMC" fuel line assembly
- 3079- "Yamaha" fuel line assembly.

TEMPO FUEL CONNECTORS

- 167a- Female Mercury
- 170- Mercury tank
- 168a- Mercury male
- 185- Suzuki female (small)
- 176a- Yamaha female
- 3327- Chrysler / Force female
- 347- New Merc/Mariner(e
- 2002- New tank connect
- 2078- New male brass
- 4294- OMC female
- 3326- Suzuki female (lar

QUICKSILVER FUEL LINES AND CONNECTOR

- 3847- 12' X 8mm. dia. fuel line with primer bulb and 2 snap clamps. OEM 32-877683Q12
- 3971- "Quicksilver". New Mercury engine connect for 1998 engines onwards.OEM. 22-816856Q3.
- 3849- Clip-on connector to fit fuel tank. 22-13563Q
- 3850- Clip-on connector to fit engine. 22-13563Q3

12



1643
4280



164
4344



152
3275



155



154



1232

14



2071, 3837
3078, 3275
3079



3847



3971



2078



3850
3849



2002



347



170



167a



168a



176a



185



ECONOMY FUEL END CONNECTORS

- 167- Mercury female economy connector
- 168- Mercury male economy connector
- 169- Mercury engine end fuel connector.
- 3313- Mercury plastic tank connector.
- 171- Mercury (metal) female connector.
- 172- Mercury (metal) male connector.
- 1392- Mercury (metal) tank connector.
- 173- OMC female fuel connector 5 / 16"
- 4287 - OMC female connector 3 / 8"
- 174 (or 174a)- OMC male brass or nylon tank connector
- 175- OMC male engine connector.
- 176- Yamaha female fuel connector 5 / 16"
- 4288 - Yamaha female fuel connector 3 / 8"
- 177 (or 177a)- Yamaha male brass or nylon tank connector
- 178- Yamaha male engine connector
- 4296 - "Economy" Mercury / Mariner 1998 onwards. 4HP to V6, plus 1993 Force 40HP upwards. 22-13563Q3
- 3314- New Mercury tank connector, to fit Mercury 1265-850750 series fuel tanks.
- 3315- New Mercury/ Mariner 1998 onwards. 4hp to V6 plus 1993 Force 40HP upwards. Tank connector.
- 4239- Same as 3315 but low profile fitting.
- 179- Chrysler male connector
- 180- Chrysler female connector
- 183- Large Suzuki/ New Tohatsu female connector
- 184- Large Suzuki / New Tohatsu male connector
- 185- Small Suzuki female connector. (not illust.)
- 186- Small Suzuki male connector (not illustrated)
- 2073- Suzuki and Honda female connector.
- 2075- Honda female connector. (old type)
- 3237- Yamaha line connector. Ideal for joining fuel line together as an extension. Use with 176.
- 3316- New Honda female fuel connector with rectangular locking post.
- 3838- New Honda connector male
- 3839- New Honda connector female.
- 3475- Tohatsu male connector.
- 3476- Tohatsu female connector.
- 4337- New Tohatsu female connector
- 4338- New Tohatsu male connector



2072- Teflon tape, for all male threaded fittings. Can be used on metal or plastic. Lubricates and avoids leaks.

190- Brass NPT reducer, 6mm. (1/4") to 3mm. (1/8")

181- Brass NPT. 3mm. (1/8") male thread, 5/16" barb.

182- Brass NPT 6mm. (1/4") male thread, 1/4" barb.

1350- Brass NPT 6mm. (1/4") male thread, 5/16" barb.

1351- Brass NPT 6mm. (1/4") male thread, 3/8" barb.

3030- Brass NPT 10mm. (3/8") male thread, 3/8" barb

1976- Brass 90 degree NPT (1/4") thread, 5/ 16" barb.

3081- Same as 1976 but with 3/8" barb adaptor.

3082- Brass 90 degree NPT (1/4") male & thread adaptor.

3083-Brass NPT 1/4" female thread with 1/4" barb.

3084- Brass NPT 1/4" female thread with 3/8" barb.

3494- Nylon NPT 1/4" male thread, 5/16" barb.

HOSE CLIPS

389- Stainless steel fuel line hose clip. Spring type.

1067- Plated 14mm. (9/16") fuel line hose clip. Pack of 50.

1410- As 1067 but 16mm. (5/8") Pack of 50.

FUEL LINE CONNECTORS

276- Brass bulkhead fitting, to suite 8mm- 10mm. line

2062- As above but 90 degree fitting.

105- Brass hose mender, to suite 6mm. fuel line.

1411- Brass hose mender, to suite 8mm. fuel line.

3089- Brass hose mender to suite 10mm. fuel line.

1730- Nylon hose connector to fit 6mm. fuel line

3085- Nylon hose connector to fit 8mm. fuel line.

3086- Nylon hose connector to fit 10mm. fuel line.

1731- Nylon "T" connector to suite 6 mm. fuel line.

3087- Nylon "T" or (3695 Brass "T" connector.) 8mm.

3088- Nylon "T" or (3696 Brass "T" connector.) 10mm.

3695- Brass "T" connector for 8mm. fuel line.

3696- Brass "T" connector for 10mm. fuel line.

3269- Metal fuel non-return valve to fit 8mm-10mm. fuel line

199- Brass Three way fuel line valve. Takes 3-1/4" NPT threaded barbs to suite up to 3/8" (10mm.) fuel line.

3317- Same as 199 but 4 way valve.

123- New in line fuel tap, takes 8mm. or 10mm. fuel line.

191- Nylon 4" (100mm.) cable ties. Packed in bags of 100.

192- Nylon 8" (200mm.) cable ties. Packed in bags of 100



FUEL CARRIERS AND ACCESSORIES

Economy Jerry cans with external spouts for easy pouring. Specially designed for transport and storage of fuel.

203- 101t.(2 gal.) container

1077- 221t. (5 gal.) container

3074-" Flosure" quality fuel container with Versaflex built-in flexible spout with integral vent. 20 L.

FUEL ACCESSORIES

195- Anti-splash fuel funnel with filter
Sold in packs of 5.

3599- Flexible extension for 195.

4169- Anti-roll funnel, complete with detachable,flexible extension

159- Fuel measure, graduated at 50 :1 and 100 :1 sold in packs of 10.

160- Small in line powerhead filter

161- Replacement Merc./ Mariner in line filter 6mm.
Merc OEM 35-816296Q03

3108- Replacement Merc./ Mariner in line filter. 8mm.
Merc OEM 35-816296Q02

3109- Replacement Merc./Mariner in line filter. 10mm.
Merc OEM 35-802128A1

1286- 90 degree angled in line filter

1123- Medium in line filter

1648- Large in line filter.

1010- "Ultra" view in line fuel fitter, includes 6mm, 8mm, and 10mm. barbs. Has visible removable filter.

772- Replacement pack of 3 filters for 1010.

Sierra Snapper Clamps

Standard fittings on OMC and Mercury/Mariner.

3756- To fit 1/ 4" and 5/ 16" hose.

3757- To fit 3/ 8" hose.

Exhaust Flap Gaurds

3571- Exhaust flap guards to cover the exhaust outlet and prevent water ingress. 63mm. - 75mm. dia.



MT 67

204



1246



M T71FC

MT 58 (205)



M T66 (206)



M T47 (3461)



MT71

3463



90 degree
3467



20 degree
3468



3460



3462
4027



new



217



3469



1957



227



228

MULTIFLEX STEERING SYSTEMS

204- Rotary MT67 steering head for engines up to 55HP 90 degree bezel only. Use M58 steering cables for MT67 system. Replaces Ultraflex T67, Morse 230 / 231, Teleflex Compact "T", TX 105.

205- MT58 cables 8 foot. (2.43m.) to 205-15 foot (4.57m.) See price list for sizes and prices. Longer cables on request. Replaces Ultraflex M58, Teleflex and Morse 230 / 231

1246- Rotary MT71 FC helm for boats up to 24 feet (not exceeding 50MPH. (Max. 200HP) Twin cable installation suggested for boats exceeding these limits. The helm comes complete with 90 degree bezel kit only. Use MT66 cables for MT71FC system. Replaces Ultraflex T71FC, T85, T73NRFC T81FC. Teleflex Safe-TQC, Morse D290.

206 - MT66 cables 206- 8' (2.43m.) to 206- 20' (6.25m.) Longer cables on request. See price list for sizes and prices. Replaces Ultraflex M66, Teleflex Safe T QC cables.

3463- MT71 rotary multiflex steering head for boats up to 24' and not exceeding 50MPH. Twin cable installation suggested for boats exceeding these limits. Helm comes complete with 90 degree bezel kit. Uses MT47 cables as standard. Although can f it MT66 cables as option when using 2004 adaptor. Replaces Ultraflex T71, T72, T73, T74, T81, T82, T83, T84. Teleflex Big "T" system.

3461- MT47 cables 3461- 8' (2.43m.) to 3461-20' (6.25m.) Longer cables on request. See price list for sizes and prices. Replaces Ultraflex M47, Teleflex Safe T and Big T old type.

3460- Double rotary TM 72 helm, for boats exceeding 50 mph. has option of 90 or 20 degree. MT47 steering cables for this system range from 3461- 7' (2m.) to 3461- 20' (6.00m.) See price list.

3467- 90 degree bezel.

3468- 20degree bezel.

3469- Friction kit. To fit T71 or T72 helms.

Complete Steering Systems

System consists of Helm, bezel, cable and wheel. Two sizes are available. Up to 55HP. and up to 200HP.

Multiflex System (Up to 55HP.)

4027- 8' (2.50m.) to 4027- 20' (6m.) See price list

Multiflex system (up to 200HP.)

3462- 8' (2.50m.) to 3462- 20' (6m.) See price list.

Rack and Pinion System

Recognised as most effective on higher horsepower loads.

217- Single rack and pinion system.

1957- Double rack and pinion system.

227- 90 degree bezel kit for 217 or 1957.

228- 20 degree bezel kit for 217 or 1957.

Steering cables for this system range from: 218-10 foot (3m.) to 218-18 foot (5.50m.) See price list for details. Longer lengths available on request.



HYDRAULIC STEERING

MAVIMARE hydraulic steering system combine superb craftsmanship and innovative technology to ensure the best possible performance under all conditions and in all situations.

3113- Outboard hydraulic steering system for engines up to 150HP. Kit is all complete except for steering wheel.

3114- Outboard hydraulic steering system for engines up to 300HP. Kit is all complete except for steering wheel.

257- Twin s/s engine link arm assembly fully adjustable Available in both ball and clevis ends.Adjusts from 20" to 23"

3744- Heavy duty s/s tie-bar, will adjust up to 30".

3745- Standard fixed link arm, kit supplied with dust wiper boot and nylock nuts.

215- Fully adjustable s/s link arm, for use when steering cable utilises engines own tilt tube for support. Supplied with all fasteners.

255- Large heavy duty steering grommet, specially designed to cover mechanical steering outlets in the transom well. Comes with separate ring. 155mm.

3072- "New" cable grommet. Designed to fit exactly in cable outlet hole snugly, without the use of support ring. To fit 70mm. hole.

1644- Heavy duty tie cable grommet and ring, 110mm.wide

256- Steering cable boot. Designed to protect the steering cable where it is exposed in engine well.

1167- Transom through tube kit, ideal for inflatable boats and ribs and in situations were it is impractical to fit the traditional transom or splashwell kits.

1289- Stainless steel link arm. Specially designed to be used with 1167 transom kit. Allows higher lift to connect arm.

RIGGING HOSE

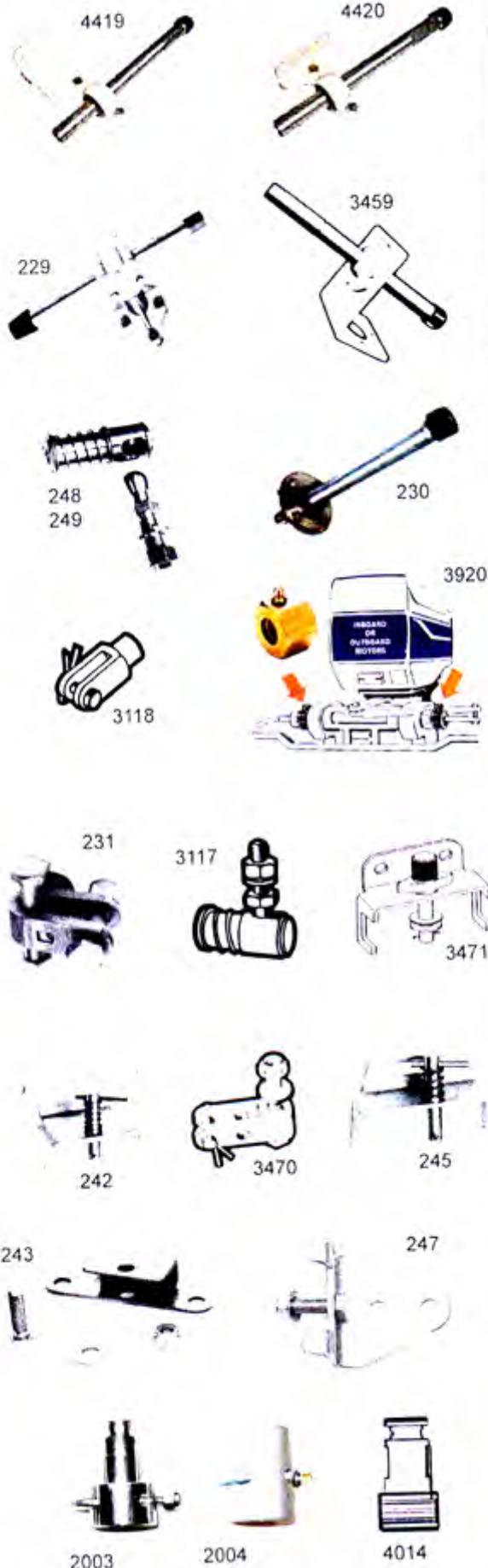
PVC spiral conduit provides chafing protection and quality appearance in wiring and control systems. This extremely tough and flexible corrugated polyethylene hose is good protection from dirt, abrasion, sun and water. 15m. length. Can be supplied with a cable boot to connect to deck.

3116- 10m. length of 2" conduit.

3881- Cable boot to fit conduit.

3982- Spiral reinforced ducting hose for smaller clusters of wiring. 13mm. dia. x 10m. length. Black or White.

3983- Same as 3982 but 17mm. dia. x 10m. Blk or wht.



UNIVERSAL MOUNTING KITS

4419- Long reach transom support kit for holding tube on steering cable. Nylon ball allows for adjustments.

4420- Short reach transom support kit, useful for restricted space at well of boat.

229- Transom kit, permits connection to any outboard engine not having a tilt tube, regardless of size. All necessary fasteners are supplied.

230- Splashwell kit, ideal for use when transom is less than 33" (84cm.) Supplied with aluminium tube, two s/s plates and s/s fasteners.

3459- Splashwell kit, with 90 degree support.

3963- Spare tube for 229 and 230.

231- Clevis. Universal end connector for all modern steering cables. This extremely heavy s/s section is supplied with s/s bolts and lock nuts.

248- Old type 3/8" UNF threaded ball end connector.

249- Old type 1/2" UNF threaded ball end connector.

3117- Metric 10mm. ball joint for Ultraflex.

3118- Metric 10mm. Clevis for Ultraflex. (and 257)

242- OMC cable pulley steering connector (and 257)

3470- Ultraflex clevis. new type.

3471- Same as 245 but made from s/s. with s/s screw adjuster c/w lock.

243- Old Mercury and OMC cable pulley steering connector.

245- Yamaha cable pulley steering connector

247- Universal s/s mechanical steering connector
Will fit a large proportion of engines

2003- Morse adaptor to fit Teleflex Safe-T cables to Morse D290 steering helm. Also allows Multiflex cables to fit Ultraflex T85, all FC and RFC cables.

2004- Adapts helms with threaded spigots to fit quick connect Teleflex, Fast connect Ultraflex (M66) cables
Also will fit Multiflex heads if M66 cable is preferred to M47.

4014- Adapts Ultraflex M47 or Teleflex Big "T" and Safe "T" cables with threaded nut to fit new quick connect helms.

3920- "Seachoice" cable buddy eliminates greasy steering rods forever. Made from s/s and can be installed on all cable and side mounted hydraulic steering systems to clean, seal and lubricate the system.

CABLE PULLEY STEERING



259- 90 degree steering assembly

260- 20 degree steering assembly

1149- Nylon and stainless steel pulley block. Will take up to 8mm. rope. (Pack of 5.)

1298- Nylon and stainless steel pulley block. Will take up to 10mm. rope. (Pack of 5.)

261 - Single steering pulley complete with s/s saddle and support strap. Packs of 10.

263- Steering tension springs. Packs of 10.

Cable Grips

A range of different sizes of cable grips made from zinc plated steel.

264- 3mm. (1/8") wire rope grips. Packs of 50.

265- 5mm. (3/16") wire rope grips. Packs of 100.

266- 6mm. (1/4") wire rope grips. packs of 50.

S/s Cable Grips

4109- 3mm. s/s wire rope grips (pack of 10)

4110- 4mm. s/s wire rope grips (pack of 10)

4111- 5mm. s/s wire rope grips (pack of 10)

267- Bronze wire rope clamps. Packs of 20.

3555- S/s Simplex wire rope grips 2-3mm.

3556- S/s Simplex wire rope grips 4-5mm.

4241- S/s Simplex wire rope grips 6mm.

268- Witches hats. ideal for protecting both steering cable and control cables. Packs of 10.

269- Grommets. Supports witches hats, drilled for 3 self tapping screws. Packs of 10.

1736- "New" cable grommet. Designed to fit exactly in cable outlet hole snugly, without the use of support ring. To fit 50mm. hole.

270- PVC coated galvanized steering cable. Supplied in 100m. reels.

393- Extension steering rudder, made from aluminium . Gives greater slow speed manouverability. Comes complete with fixing bolts and nuts. Drilled to fit most outboard legs above cavitation plate.

4340- As 393 but with longer arms. Suitable for sterndrives and larger outboards.



STEERING WHEELS

232- "Economy" three spoked 120 degree black steering wheel. Suitable for small craft and inflatable boats. BLACK OR WHITE

4421- "Multiflex" Hi-impact intermediate wheel. Supplied in display box. BLACK OR WHITE.

4242- "Esprit" sports wheel, 350mm. dia. Black with silver spokes and centre. (HD-5156A Black)

4408- "Grand" wheel, 320mm. dia. Black grip with red trim and silver centre. (HD-5156A Red)

4244- "Corsa" sport wheel, 350mm. dia. Black grip with silver centre and silver rings. (HD-5128A)

4245- "Grand" sport wheel, 320mm. dia. Black and blue grip with blue and silver spoke.(HD-5156A Blue)

4247- "Delux Sport" wheel, 320mm. dia Black and silver grip with Silver spoke. (HD-5156A Silver)

4243- "SS Sport" wheel, 350mm. dia. black grip with silver dished spokes and silver centre. (HD-5125)

4345- "Grand pree" wheel, 320mm. dia. Black and silver grip with silver spoke. (HD-5195)

4409- "grand Capri" wheel, 320mm. dia. Black and red grip with black centre. (HD-5163E)

3754- Detmar "Legend" four spoke design with soft grip rim features rich leather grained centre with round custom logo. Leather grain outer with dark centre.

235- Stainless steel "Destroyer" steering wheel. With s/s oval shaped rim for easy holding. Also features plastic centre cap. 380mm. (15") dia., with 100mm. (4") dish depth and standard 19mm. (3/4") dia. tapered shaft.

1394- Same as above but 343mm. (13 1/2")

3263- S/s centre cap. (alternative to plastic.)

"Modena" Covered S/S Wheel

Stainless steel wheel covered with polyurethane soft grip rim. 340mm. dia. Will fit all 3/4" tapered steering systems. Black or White.

4025- Black wheel

4026- White wheel

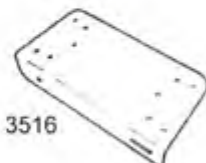
Wooden Wheels

Wooden steering wheels, constructed in Acacia wood and lacquered. 19mm. (3/4") dia. tapered shaft. These wheels can be fitted to any standard steering system.

2005- 305mm. (12") dia. 239- 508mm (20") dia.

237- 406mm (16") dia. 240- 609mm (24") dia.

238- 457mm. (18") dia. 241- 711mm (26") dia.



REMOTE ENGINE CONTROLS

Single Lever Control with Neutral Lock (Side Mount)

271- Single lever control box, combining throttle and gear control, in one movement. Will accept all cables except 279 old "0" type OMC cables. Will also need 1301 adaptor to fit Mercury cables. ALSO FITTED WITH SAFETY NEUTRAL LOCK AS STANDARD. Black.

1625-Same as 271 but White.

1301-Adaptor to fit 271 and 1625 for Mercury cables.

Single Lever Control (Top Mount)

3512- Twin single lever control box, combining gear and throttle control, to suite any outboard, inboard or sterndrive power plants. powder coated finish only. To fit all cables except C4 or C22.

4249- Single lever bulkhead mount control box. Comes with all necessary cable fittings, for use with only C2 or C8 cables. Chrome plated, single engine.

3514- Twin single lever bulkhead control box. Comes with all necessary cable fittings, for use with only C2 or C8 cables. Chrome plated. Twin engines.

Single Lever Control (concealed Mount)

4467- Single lever control, can be installed both horizontally and vertically on port or starboard side. Handle pulls out for throttle only warm-up.

Twin Lever Side mounted control box.

4398- Two lever single action box. Each lever operates gear and throttle separately. For use with outboard, inboard and sterndrive power plants. To use C2, C7, C8 etc cables. Comes with outer cable anchor points and connectors.

"ULTRAFLEX" Twin Lever Control

1151- Economy twin lever control box. Will fit directly to Mercury (278) cables without kit. For other makes of outboard see below.

4481- Fitting kit for C2, 277, cables. K.25

4482- Fitting kit for C14, 280, cables. K.23

4483- Fitting kit for C4, 279, cables. K. 24

Foot Throttle Control.

"HOTFOOT" foot throttle. Is of aluminium and s/s construction for corrosion resistance. Can be adapted to fit most engines.

1977- To fit Yamaha, Chrysler and Force engines.


4161- To fit Suzuki engines.

4085- Universal foot throttle. Fits all engines.

Control box Support Brackets

3515- Designed to accept twin lever control box. 1151. Made from stainless steel.

3516- Designed to accept side mount single lever control boxes 291, 1625. Made from stainless steel.



CONTROL CABLES

277- Most popular 33c or C2 cable. See price list.
 278- Mercury / Mariner cable. See price list for lengths and prices.
 279- OMC "0" type cables. See price list for lengths and prices.
 280- OMC new snap on cables. See price list for lengths and prices.
 3506- C8 or heavy duty 33c cable. See price list for price and lengths.
 3507- 43c or C22 cable, designed for commercial use where loads are more severe. See price list for price and lengths.
 3508- B14 cable designed for throttle, fuel shut-off, diesel stop and other applications. Supplied with black "T" bar handle, clamp and shim, and trunion connector.

CABLE END FITTINGS

281- Complete OMC / Volvo/Crescent kit for use with C7 or C2 cables.
 189- Cable ends only for 281 kit.
 284- Yamaha cable end kit, for use with 277 cables.
 282- OMC "0" type cable end kit. To be used with 279
 283- Chrysler cable end fitting kit. For use on 277
 287- Clevis end fitting, Honda type, also used on control boxes, alternative to ball end. Will screw on end of 277 or old C7 cable.
 285- Quick release ball joint, for use with all cables with 10/32" UNF end thread (such as 277)
 293- Trunion pivot end fitting. Will fit all cables with 10/32" UNF end thread (such as 277) Packed in packs of 10.
 604- Nylon non-release ball end with 10/32" UNF thread

CABLE CLAMPS

290- Clip over cable clamp plated, to suite 277 cables.
 290a- Same as 290 but made from stainless steel.
 291- OMC handed "U" clips. For 279, 280 and C7 cable. Sold in pairs.
 292- Clamp and shim, comes complete with nuts and bolts. Will fit 277 cables. Sold in packs of 10.
 288- Adaptor kit to enable 33c (C2) cables to fit Mercury.
 289- Adaptor kit to enable 33c (C2) cables to fit OMC
 3509- K51 kit to enable C14 cables to fit smaller OMC
 3510- X12 neutral safety switch to prevent in-gear starting on B65 and B79 control boxes.
 3511- L23 selector kit for use with s/lever controls in dual station applications.
 4240- Rubber covered s/s clamp. For supporting pipes fuel lines and cables. 16mm. wide x 20mm. inside dia.



295
296



297
3815
3816



4346



3540



3106



4005



4006



New

4022
4023



3103



4052



PROP NUTS



1610



WATER SEPERATOR FUEL FILTERS

295- Water seperator fuel filter complete. Supplied with 2 UNF 3/8" barbs to connect fuel line. OEM 35-802893Q4 Will fit majority of Mercury, Mariner, Mercruiser. etc.

296- MF10 replacement filter only. OEM 35-802893Q01

4346- Water seperator holder, complete with barbs and blanks.

3106- Complete W/s kit with see-through bowl and self-venting drain for outboard applications only. Will fit Mercury, Mariner, Yamaha, Suzuki etc.

3107- Filter and drain see-through bowl only, to fit 295 as alternative to 296. (not illustrated)

4005- Complete w/s kit with metal bowl and drain plug, for inboard and outboard applications.

4006- Filter and metal bowl only.

3540- Filter only to fit 3106-7 and 4005-6.

4022- Yamaha long w/s filter and see-through bowl.

4023- Yamaha long w/s filter only.

MARINE OIL FILTER

297- OEM 35-866340Q03 Mercury

3815-OEM 35-866340Q03 Mercury

3816-OEM 35-802866Q Mercury

3931-OEM 3517857-3 Volvo.

4052- Fuel filter for Volvo, Mercruiser, OMC and all types of petrol engines. with disposable cartridge.

3103- Alloy filter for diesel engines with s/s washable s/s cartridge with water discharge valve. 400lt. max.

PROP NUTS AND WASHERS

Mercury Mariner

305- Merc. prop nut and washer kit, 65 up OEM 11-52707Q1

306- Tab washer only to suite 305. OEM 14-816629Q

307- Merc. prop nut and washer kit, 35-70 OEM 11-69578Q1

308- Tab washer only to suite 307. OEM 14-76281Q

3500- Merc. prop nut only. 9.9-25 OEM 11-88228 (3703)

3501- Merc. prop nut only. 65 up OEM 11-52707Q1 (3700)

OMC

309- OMC prop nut 9.9-15 OEM 318971 (3706)

310- OMC prop nut 20-35 OEM 319891 (3707)

311- OMC prop nut 25-90 OEM 314503 (3705)

312- OMC prop nut 100 up OEM 398042 (3708)

Yamaha

3502- Yamaha prop nut 20-30 OEM 09141-14008 (3710)

3503- Yamaha prop nut 40-V6 OEM 09141-18005 (3726)

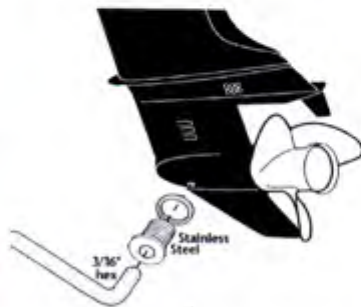
Force Honda

3501- Force / Honda prop nut 70-150 Force OEM F7000

Honda OEM 90301-ZW1-003. (3700)

306- Force / Honda tab washer to suite 3501 Force OEM F697140. Honda OEM 90508-ZW1-003. (3200)

1610- Prop nut cone made of plastic to fit OMC 15-25HP OEM 376501 , will also fit Volvo / Crescent 5-25HP.



HYDROFOILS

4281- Economy hydrofoil stabilizer. Will fit all outboards up to 50HP.

3560- Economy hydroplane stabilizer. Will fit all outboards up to 80HP. and some stern drives also.

395- Hydrofoil SST- B. Economy Hydrostabilizer Will fit all outboards and stern drives except Voivo 280 ~ 290.

1216- Ultra fin FX Hydrofoil. Delux version of SST. Same spec. as 395 plus unique adjustment of torque . Adjusts to provide the ultimate in precise and effortless steering.

3923-"Vion" Portable barometer. Is lightweight (95g.) has a protective housing with anti-slip notches, floats and comes complete with an attractive case with belt attachment and shoulder strap.

4253- Digital hand held wind speed indicator and temperature gauge. Uses dry battery with battery state on monitor. Will operate in M.P.H Km/hr and Knots.

3882- Hand held depth sounder 2' - 200' range. Will also display water temperature and any fish readings. Ideal as a back up sounder for any boat, and a useful item for divers for use under water. Will float if dropped in water. 4- AA batt.

3573- High Speed Digital Depth Sounder

"Hawkeye" digital depth sounder is designed to give precise depth readings from 2.5' (75cm.) to 200' (61m.) up to speeds of 63MPH. Incorporates both upper and lower depth alarms, and includes combination transom or in-hull mount transducer. With black and white bezels.

Lower Unit Drain Plugs & "O" - Ring Kits.

3824- Mercury lower unit gear case plug kit.

3825- Mercury lower unit magnetic plug and gasket kit.

3826- Mercury lower unit gear case plug and gasket kit.

3827- Mercury lower unit gear case O-ring kit.

3828- OMC lower unit gear case plug kit.

3829- OMC lower unit gear case O-ring kit.

3830- Volvo lower unit gear case plug kit.

3831- Volvo lower unit gear case plug and gasket kit.

3832- Volvo lower unit gear case O-ring kit.

3833- Yamaha lower unit gear case plug kit.

3834- Yamaha lower unit gear case plug and gasket kit.

3835- Yamaha lower unit gear case O-ring kit.

**Tohatsu**

3707- 4, 5, 2-stroke, 4, 5, 6, 4-stroke (377)
 3708- 6, 8, 9.8 (344)
 3709- 9.9, 15, 18, 2-stroke, 15, 18, 4-stroke. (383)
 3710- 25, 30. (382)
 3711- 40, 50. (379)
 3712- 70, 90, 120, 140. (388)

HONDA

2006- 8, 9.9, 15HP. OEM 19210-ZV4-651 (343)
 2007- 5, 7.5, 8, 10, OEM 19210-851-A01 (327)
 2008- 9.9HP. OEM 19210-ZVO13 (328)
 3670- 8, 10, 2000 onwards. (348)
 2009- 20, 25, 30HP. OEM 19210-ZV7003 (339)
 2010- 35,40,45,50HP. OEM 19210-ZV5-003 (338)
 2011- 75,90,115,130HP. OEM 19210-ZW1-B02 (337)
 3671- 175, 225 4 stroke (391)

JABSCO

1030- Jabsco OEM 18838-0001 (1312) 103T
 1032- Jabsco OEM 920-0001 (1933)106GT
 1034- Jabsco OEM 836-0001 (1932)105GT
 1035- Jabsco OEM 673-0001 (1309)116GX
 1036- Jabsco OEM 1210-0001 (1934)107GT
 1037- Jabsco OEM 6303-0003 (1349)138

**CHRYSLER / FORCE**

3929- 3.6 HP. (331)
 374- 4.5 ECON., 6, 7, 8, 9.2HP. OEM 429065 (330)
 3667- 9.9 - 15HP Force OEM F436065-2 (334)
 3668- 25 - 35HP Force OEM F462065 (335)
 375- 9.9, 10, 12.9, 15, 20, 25HP. OEM 436065 (332)
 376- 20, 25, 30, late 35HP OEM 462065 (333)
 1133- 35, 45, 55HP. early models OEM 40065-2 (18-3084)
 1134- 55, (HA) 70-150HP OEM 84065 (18-3085)
 364- 90-120HP plus 150 HP 88 up Force (313)
 3669- 75 - 140HP Force OEM F523065-1 (390)

SUZUKI

1621- 5, 6, 8, (1977-98) OEM 17461-98501 (336)
 1622- 9.9, 15, 15c. (1983-98) OEM 17461-93901 (319)
 3274- 9.9, 15 OEM 174461-93902 (329)
 1100- 20-40HP. OEM 17461-96301 (362)
 1101- 40, 50, 60, 65HP. OEM 17461-95201 (361)
 1102- 50, 60, 75, 85HP. OEM 17461-95501 (360)
 1619- 55, 65HP (1985-97) OEM 17461-96301 (362)
 3178- 60, 70, 4- st. 90, 100HP. OEM 17461-87E00-1 (365)
 3713- 90, 115. (367)

CRESCENT / VOLVO

886- Crescent 5-25HP.

WATER PUMP IMPELLORS**MERCURY**

365 -3.6 new 4, 5HP OEM 47-89980 or 68988 (314)
 361- 4, 4.5, 5, 6, 7.5, 9.8HP OEM 47-89981 or 65957 (310)
 3176- 4, 5, 6HP. (4 stroke) OEM 47-161543 (377)
 3177- 9.9, 15HP. (4 stroke) OEM 47-42038-1 (318)
 366- 18, 20. (25, 40, 50HP, 4 strk) OEM 47-8508910 (315)
 362- 20HP. OEM 47-89982 or 65958 (311)
 3175- 20, 25HP. 1978-84 (370)
 363- 30, 35, 40, 45, 50, 60, 65, 70HP OEM 47-89983 or
 20268 or 65959 (312)
 4072- 40, 50, 55, 60, 4 stroke (378)
 364- 65, 70, 75, (4cyl.) 80, up to 225, also all mercruisers
 OEM 47-89984T4 or 65960 (313)
 1624- 70, 75-90 (3cyl.) 100-115 (4cyl.) OEM 47-43026-Q02
 (301)

JOHNSON EVINRUDE

3663- 1.5 - 2, (67 - 84) 4, (73 - 75) (369)
 378- 3, 4.5, 6, 7.5, OEM 277181,434424 (350)
 272-2HP 85-90, 4-6HP. up to 1980 OEM 387361 (358)
 379-4.5, 6, 7,8HP. 1980 onwards OEM 389576 (354)
 380- 9.9, 15HP. 1974-93 OEM 386084 (355)
 381- 10, 15, 18, 20, 25HP. OEM 375638 (351)
 1098- 25HP. 1979 onwards OEM 388702 (357)
 3181- 33, 40HP. OEM 378891 (366)
 665a- 50HP. 1971-75 OEM 377230 (352)
 1264- 20, 25,30, 35HP. OEM 395289 (370)
 3664- 40, (84 - 88) (346)
 3930- 40, (74-76) (81-90) (353)
 1265- 25, 40, (89-94) 48, 50HP. OEM 432941 (372)
 3665- 40, 50, 55, 60, (79 - 84) (345)
 3666- 60, 65, 70, 75, (70 - 78) (307)
 3182- 40, 50, 60, 65, 70HP. 1995 on. OEM 438592 (373)
 3179- 69, 65, 70, 75HP. OEM 437080 (303)
 1266- 85-300HP. OEM 389642 (18-3043) (305)
 3180- 100-275HP. OEM 435821 (308)
 909 - 85, 100, 115, 125HP. 1969-72 OEM 385072 (306)
 1103- 85-100, 1968-85 OEM 379475 (356)

YAMAHA

367- 2HP. 1985-89 OEM 646-44352-01-00 (324)
 3714- 3HP. 1990 onwards. (322)
 368- 4, 5HP. OEM 6E0-44352-00-00 (325)
 369- 6, 8HP. OEM 662-44352-01-00 (321)
 3183- 6, 8HP. 1991 onwards. OEM 6G1-44352-00-00 (302)
 3715- 6, 8, 4-stroke (368)
 370- 8, 9.9, 15HP. OEM 682-44352-01-00 (320)
 3716- 15 HP, 4-stroke 1999 onwards. (363)
 442- 20, 25HP. OEM 6L2-44352-00-00 (384)
 371- 25, 30HP. OEM 689-44352-02-00 (326)
 443- 25 (4 stroke) 40, 50HP. OEM 6H4-44352-02-00 (385)
 665a- 40HP. 1990-94 OEM 6F5-44352-00-00 (352)
 372- 40,50 (4 stroke) 55HP. OEM 697-44352-00-00 (316)
 373- 85, 90HP. OEM 688-44352-03-00 (323)
 3717- 80, 100HP. 4-stroke 1999 onwards. (364)
 3184- 115 - 250HP. OEM 67F-44352-00-00 (371)

MARINER

522- 4, 5HP. OEM 47-96305M (325)
 523- 8, 15HP. OEM 47-95611M (321)
 526- 45, 50, 70HP. OEM 47-89983 (312)
 669- 55, 60HP. OEM 47-97108 (316)
 670- 80 up to 220HP. OEM 47-89984 (313)



Quicksilver trailing clips to support drive in the tilt up position while trailering. Fits MC-1, R, MR, Alpha & Bravo drives. Is Quicksilver branded and sold in pairs.

3771- Trailing clips



3752

QUICKSILVER Thermostat kits

3752- Mercury / Mariner, most in line 2-6 cyl. 2 stroke, except 70-125hp. 1987 and later. OEM 75692Q03. Also OMC most in line & V4-V8 cross-flow models except 3 cyl. 1959-95. OEM 434841.

3772- Fits various Mercury / Mariner 70-125hp. 2 stroke outboards 1987 and newer. Includes Thermostat gasket, washer and cover gasket.



3772

MARINE ENGINE SPRAYPAINTS

- 1738- Zinc chromate green primer,
- 974- Antirust grey primer
- 975- Mariner dark grey
- 1129- Mariner light grey
- 976- Evinrude light blue
- 977- Evinrude dark blue metallic
- 992- Evinrude silver
- 978- Evinrude/ Johnson white
- 981- Mercury phantom black
- 982- Yamaha ocean blue
- 979- Yamaha marine blue
- 3472- Yamaha grey
- 985- Chrysler crew white
- 1499- Suzuki silver grey
- 983- Suzuki grey metallic
- 3858- Suzuki black metallic
- 990- Volvo aquamatic grey.
- 3773- Volvo aquamatic grey. 89.
- 989- Petrol tank red
- 991- Antirust propellor matt black
- 988- Honda grey metallic
- 980- Antifouling transparent
- 4163- Antifouling Black.
- 4164- Antifouling Grey
- 3190- Tohatsu grey
- 3859- Yanmar grey
- 3557- Fast dry engine enamel
- 4276- Galvanized spray.
- 4372- "International" Trilux-prop-O-Drev. A low friction antifouling with Teflon for outboard and outrive legs.



FREE MANUAL DISPENSER WHEN YOU ORDER 10 MANUALS OR MORE

MARINE SERVICE MANUALS

Sterndrives & Inboards

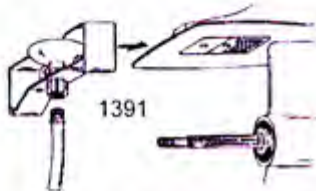
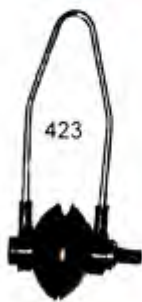
- 1079- OMC stern drive 1964-86 S
- 907- OMC "cobra" sterndrive 1986-98 S
- 1080- Mercruiser sterndrive 1964-92 S
- 1048- Mercruiser sterndrive 1992-00 S
- 3917- Mercruiser sterndrive 2001-2006
- 1019- Volvo sterndrive 1968-91 S
- 1207- Volvo sterndrive 1992-95 S
- 3660- Volvo sterndrive 1992-2003
- 4459- Volvo sterndrives 2003- 2007
- 3856- Yanmar QM, GM/HM, JH, JH2 1995-98

Outboards

- 3278- OMC outboard 1-2 cyl. 1.5-40HP. 1956-70
- 3279- OMC outboard 3-4 cyl. 50-125HP. 1958-72
- 1082- OMC outboard 2-60HP. 1971-89 S
- 908- OMC outboard 1-2 cyl. 1990-95 S
- 1084- OMC outboard 60-235HP. 1973-91 S
- 1629- OMC outboard V4, V6, V8, cyl. 1992-2001 S
- 3191- OMC outboard 1.25-70HP, 2&4 st. 1996-01
- 1014- Mariner outboards 1-2 cyl 1977-89 S
- 1630- Mariner outboards 3,4, V6 cyl. 77-89 S
- 1016- Mercury outboards 1,2 cyl. 1966-89 S
- 1017- Mercury outboards 3,4 cyl. 1965-89 S
- 1018- Mercury outboards 6cyl 90 -300HP. 1965-89
- 3916- Mercury outboards 2.5-250HP. 2001-05
- 3192- Mercury/ Mariner 2-275HP. 1990-00
- 3657- Mercury/Mariner/Yam. 2.5-225HP. 1995-2004
- 3810- Yamaha outboards 2-250HP. 1984-96
- 4053- Yamaha outboards 2-250HP 1992- 98
- 4073- Yamaha outboards 2.5-225HP. 1995-2004(4st)
- 3659- Yamaha outboards 2-250HP. 1997-2003
- 1085- Chrysler outboards (all models) 1962-84 S
- 1124- Force outboards 3-150HP 1984-99
- 1185- Honda outboards 2-130HP 1978-2001
- 4321- Honda outboards (all models) 2002-8
- 1186- Suzuki outboards 2-225HP. 1988-99
- 3658- Suzuki outboards 2.225HP. 1997-2006
- 4323- Suzuki outboards 4 - Stroke 1996- 2007
- 4322- Tohatsu outboards (all models) 1992- 2009

Personal Watercraft

- 1125- Kawasaki Jet ski (all models) up to 1991 S
- 1083- Kawasaki Jet ski (all models) 1992-97 S
- 1126- Seadoo Jet ski (all models) up to 1991 S
- 1015- Seadoo jet ski (all models) 1992-97 S
- 1256- Yamaha Jet ski (all models) up to 1991 S
- 1022- Yamaha Jet ski (all models) 1992-97 S
- 1072- Polaris Jet ski (all models) 1992-97 S



**S
P
A
R
K
P
L
U
G
S**

- 1239-A6
- 1111- B5HS
- 194- BR5HS
- 1234- B6S
- 1236-B6HS
- 4218- B6HS-10
- 1110- BR6HS
- 1113- BR6HS-10
- 3270- BR6ES
- 1233- B7S
- 1257- B7HS
- 1222- B7HS-10
- 1255- BR7HS
- 708- BR7HS-10
- 1258- BR7E
- 1240- BP7HS
- 1974- BPR5ES
- 2014- BP6ES
- 1241- BPGHS
- 1179- BR6FS
- 213- BR8ES
- 2012- BPZ8H-N-10
- 1112- BP8H-N-10
- 1626- BPR6ES
- 1627- BPR6FS
- 2013- BPR6EFS
- 2016- BPR7HS
- 3204- BPR7HS-10
- 4086- BPR8HS
- 3208- BPR6HS-10

- 1259- B8S
- 1235- B8HS
- 1195- B8HS-10
- 709- BR8HS
- 710- BR8HS-10
- 1198- B9HS
- 1237- B9HS-10
- 2018- BR9HS
- 1238- BR9HS-10
- 1242- BUHW
- 1243- BUHW-2
- 711- BUHXV-1
- 712- BU8H
- 770- BUHX
- 1975- CR5HS
- 2015- CR5HSB
- 707- CR6HS
- 1244- DR5HS
- 1245- DR6HS
- 2017- BMR4A
- 1005- DR7EA
- 1251- DR7ES
- 3205- DCPR6E
- 3206- DCPR7E
- 3207- BKR6E
- 3751- CR5EH-9
- 3769- CR9EB
- 4232- DPR6EA-9
- 4235- DPR7EA-9

CHAMPION

- 3328- B4H
- 3329- B6ES
- 3330- B7ES
- 3331- B8ES
- 3332- B9ES
- 3334- BCPR5ES
- 3335- BCPR6ES
- 3336- BMMA
- 3338- BM7A
- 3340- BP7HS-10
- 3345- BR5FS
- 3367- C7HSA
- 3368- CR7HS
- 3372- DPR8EA-9
- 4089- DR4HS
- 3373- DR8EA
- 3374- DR8HS
- 3375- LFR5A-11
- 3376- PZFR5F-11
- 3378- ZFR5A-11
- 4238- BPR6HS
- 3349- BPR7ES
- 4237- BPR8ES
- 3351- BPZ8HS-10
- 3353- BPR4HS
- 3354- BR4ES
- 3358- BR6ES
- 4233- BR9ES
- 3359- BR8HCS-10
- 3361- BU10H
- 3363- BUZ8H
- 3364- BUZHW
- 3365- BUZHW-2
- 3366- BUZW
- 4234- BZ7HS-10
- 4236- CR4HSB

- 4175- J8C (B6S)
- 4176- L87C (B6HS)
- 4177- L86C (B6HS)
- 4185- RL86C (BR6HS)
- 4178- L87YC (BP6HS)
- 4179- P10Y (DR5HS)
- 4180- P8Y (DR6HS)
- 4181- QL76V (BUHZHW)
- 4182- RA8HC (DCPR7E)
- 4183- R187C (BR6HS)
- 4184- R182YC (BPR6HS)
- 4186- RN3C (BR8ES)
- 4187- RA6HC (DCP8RE)

FLUSH MUFFS

423- Single flush muff. Designed to use 12mm. dia. hose. Will fit most outboards up to 60 HP. See price list for quantity discounts.

426- Double flush muff, same design as 423. However, has twice water outlet capacity, for outboard and some sterndrive engines with water inlet on leg.

4448- Fits Merc / Mariner 20HP and above. Plus all of Mercruiser range. Clam packed.

3440- U.S. Double flush muff, large capacity for all larger units with water inlet on leg. c/w adaptor.

1391- Flushing adaptor for Mercury / Mariner 6, 8, 9.9, 15 HP. Also Suzuki 20 / 65 HP. with water attachment under the cavitation plate.

1739- Flushing adaptor for small Honda and OMC engines, where water pick-up protrudes below the cavitation plate.

1741- Volvo motor flusher, 1969 to date. Fits models 200, 250, 270, 280 etc.

3661- Screw-in adaptor to fit flush muffs



SHEAR PINS (Packs of 25)New sizes now available

- 2079- OMC 2, 2.3, 3.3HP OEM 1151193
- 2080- OMC 3 and 4HP OEM 336221
- 396- OMC 4HP. (up to 1980)
- 397- OMC 4HP. new type OEM 333353
- 2081- OMC 5, 6, and 8HP OEM 324690
- 398- OMC 6-25HP. (old type) OEM 307949
- 401- Volvo / Crescent 3.5-4HP.
- 402- Volvo / Crecent 5-25HP
- 2082- Honda 2HP
- 2083- Honda 5 and 8HP
- 404- Honda 7.5HP. (old type)
- 405- Honda 7.5-10HP. (new type)
- 406- Yamaha / Mariner 2HP.
- 407- Yamaha / Mariner 3.5-5HP
- 409- Yamaha / Mariner 12-25HP.
- 188- Mercury 2.2, 2.5, 3.3HP (brass pin)
- 3538- Mercury 2.2 (stainless steel pin)
- 410- Suzuki 2-3.5HP.

SPLIT PINS (packs of 25)

- 413- 1" (25mm) long x 1/8" (3mm.) dia.
- 414- 2" (50mm.) long x 1/8" (3mm.) dia.
- 415- 2" (50mm.) long x 3/32" (2mm.) dia.
- 2084- 2" (50mm.) long x 5/32" dia.

428- Seagull drive spring, packed in pairs, card of 9pi

OUTBOARD TRANSOM CLAMPS

- 2019- OMC clamp complete with threaded bar and cup.
- 2020- Yamaha clamp complete with threaded bar and cup
- 2021- Mercury clamp complete with threaded bar and cup

421- OMC transom clamp toggle only, aluminium, c/w rivet. OEM A391421. Card of 8.

422- Yamaha transom clamp toggle only, aluminium, c/w rivet. OEM 61643118.00. Card of 8.

416- Recoil handle. Replacement for majority of engines

3195- Recoil handle, c/w length of recoil rope.

430- Sump pump. Of brass and plastic construction. Economy pump for removing oil from marine engines.

3403- Same as 430, but fitted with threaded female hose fitting for screwing onto top of dip-stick. For M/C etc.

3098- 12v. electric oil change pump.

1395- "Moto Flex" outboard motor support bracket, with spring steel coil. Will support motors up to 150 H.P.

Replacement outboard motor leg skegs. Welds to the existing lower unit to bring back performance and looks.

158- To fit 40-80HP outboards.

187- To fit 85- 140HP. outboards

3884- To fit V 6Merces and Sterndrives.


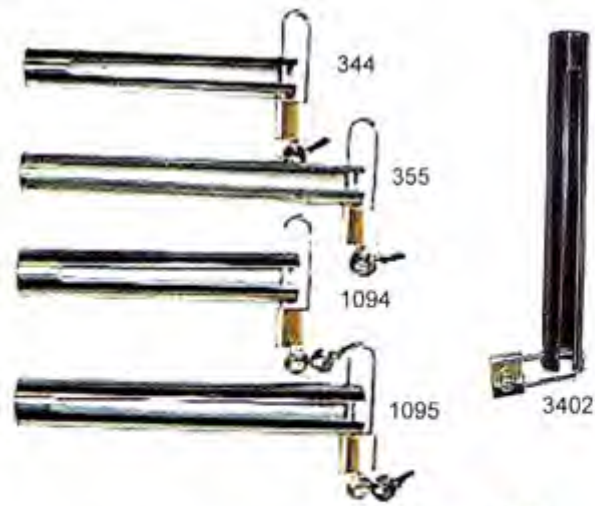
EXTENSION TILLER ARMS. Made from anodized aluminium with plastic handles. Has fully adjustable tiller grip.

852- Fixed length tiller handle. 700mm. long.

3952- Telescopic tiller handle. Adjustable. 430mm. to 630mm.

1092- Telescopic tiller handle. Adjustable 600mm. to 1000mm.

4399- "NEW" version of 1092 with wider dia. (40mm.) grip



1171
1173
1174
3264



358

359

MARINE SECURITY LOCKS

Outboard motor security tube locks made from s/s and supplied with brass padlock with high tensile hasp.

- 344- Small dia. 30mm. x 205mm. long
- 355- Small dia. 30mm. x 256mm. long
- 1094- Wide dia. 35mm. x 205mm. long
- 1095- Wide dia. 35mm. x 256mm. long.

3402- "Economy" black powder coated tube lock 35mm. dia wide x 256mm. long.

143- "MASTERLOCK" Case hardened vinyl clad tube with recessed marine brass lock. Tube gives extra protection against cutting. Will fit majority of outboards

4480- Economy version of Master lock. Clam packed.

3318- "FULTON" Heavy duty barrel key lock mechanism for maximum security. Fits most outboard engines, even small engines with narrow thumbscrews. Foam filler insert reduces noise and vibration.

3860- All stainless steel heavy duty outboard lock with screw locking mechanism, also soft rubber insert for noise reduction. Lock has w/p cover, supplied with 2 keys. Same dimensions as Fulton lock.

357- Heavy duty bolt lock, made in U.S.A. For extra protection on all size engines. Comes complete with flush mount lock and various size washers.

1042- "Mcgard" stern lock for securing drive leg. Will fit majority of legs. Simply replace mounting nuts.

Bolt Locks

- 1096- Economy 8mm. bolt lock, c/w s/s bolt
- 1097- Economy 10mm. bolt lock, c/w s/s bolt
- 351- Economy 12mm. bolt lock, c/w s/s bolt.

"McGARD" PROP LOCKS

1171- 5/8" shaftt, fits OMC 40-140HP. 2 stroke (74052).

1173- 16mm. shaft, Yamaha 70-100HP 2 stroke and 25-90 4 stroke. Tohatsu 60-140HP (74056)

1174- 18mm. shaft, Yamaha 115-200HP. Honda 75HP and larger. Suzuki 40HP and larger. Johnson and Evinrude 150HP, and larger 4 stroke. (74040)

3264- Fits Mercruiser Alpha 1 and Bravo 1. OMC Cobra and King Cobra. Mercury/Mariner 70HP and larger 2 stroke Mercury 50HP and larger 4 stroke and Johnson and Evinrude 150HP. and larger 4 stroke. (74039)

Padlocks

- 358- Standard padlock, brass body, high tensile hasp.
- 359- Ex. long padlock, brass body, high tensile hasp.

513- New waterproof PVC coated high resistance steel padlock, with rubber plug on keyhole. 2 keys

3517- Outboard fuel connector lock, Will fit on engine fuel line connector to stop engine being started. Will fit Mercury, Mariner, OMC, Honda, Yamaha and Tohatsu.




RANGE OF SECURITY KILL FORKS

Separately on lanyard	Card of forks only (10)
342- Mercury	1066- Mercury
343- Mariner / Suzuki	286- Mariner / Suzuki
346- Honda / OMC	638- Honda / OMC
499- OMC	165- OMC
325- Yamaha	166- Yamaha
345- New OMC	1305- New OMC
3225- Tohatsu	3226- Tohatsu
2022- Lanyard only without forks.	

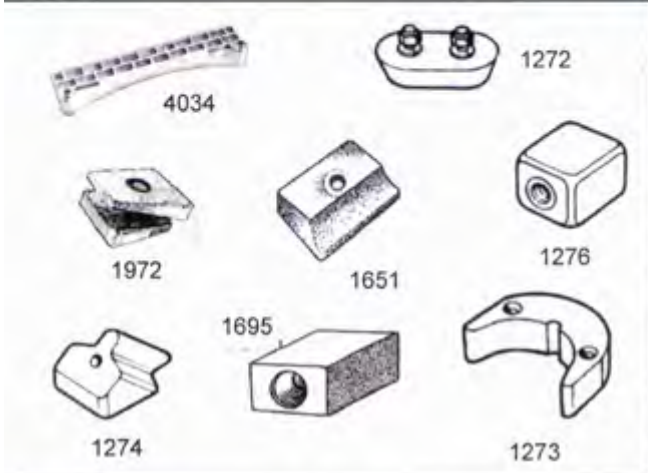
KILL SWITCHES

- 1192- "General" top quality universal kill switch, is designed in make or break circuits.
 - 1009- Spare lanyard for 1192.
 - 3381- New "economy" universal kill switch, make or break.
 - 326- Safety switch for break type circuit. (grey)
 - 327- Safety switch for make type circuit. (red)
 - 156- Spare lanyard for 326 and 327
 - 3628- Universal kill switch lanyard, has 6 keys to fit all Johnson, Evinrude, Mercury, Mariner, Suzuki, Honda and Yamaha kill switches.
 - 514- "Trim" control unit, provides engine trim control at your fingertips. Supplied with weatherproof rubber booted push button switch.
 - 2085- "Trim" control unit. Mounts directly on gear and throttle control box with weatherproof pushbutton switch
 - 2023- Battery terminal with isolator switch.
 - 2024- Multi-connector. Connect up to 4 instruments direct to battery terminal. With snap-tight cover.
 - 323- Wing nut battery terminals, packed in pairs, (+ - 5 pairs per pack.
 - 4484- Same as 323 but with nut instead of wingnut.
 - 324- Battery terminal covers, to fit 323. Made from flexible PVC. Supplied in pairs, 10 pr packs.
 - 3871- Snap-on terminals. Supplied as a pair.
- SPARK PLUG CAPS**
- 417- "Economy" spark cap plug cover Card of 16.
 - 418- "NGK" spark cap plug cover. Boxed separately.
 - 3755- Spark plug wire set. Includes 25' roll of Hypalon wire with a metallic core and a large assortment of end fittings to suite all outboard engines.
 - 676- Single output rectifier This unit is compatible with most outboard motor lighting coils. 6-12v. to a max. of 30 amp. A.C. Supplied with amp meter and fuse



Mercury - Mercruiser - Mariner

- 319- Standard anode (31640Q4) Mariner, Merc.
- 1089- Mercruiser anode, (34127T2) 165D, 120-260D
- 1090-Mercury (822777Q1) 175-275. Mercruiser all Alpha Bravo, TRS and SSM fitted with s/s propellers.
- 3227- Mercury (98432 Q6) Outboard 18-25HP.
- 1270- Mercruiser (821629Q1) Alpha 1, Gen. II.
- 1271- Mercruiser zinc boss. (55989Q9)
- 3647- Mer/ Mercruiser plate (34762A 1)
- 1640- Mercury 2.2 to 3.3HP. (8239131Q)
- 1969- Mercury 4 / 5 HP. (823912Q)
- 1970- Mercruiser Alpha /Bravo Ram (806189Q1)
- 1971- Mercury / Mariner 6, 8, 9.9, 15HP. (42121Q02)
- 3228- Mercury drive leg anode 75-200HP. (826134Q)
- 3229- Mercury 40-60HP. 1991 onwards. (818298Q1)



- 4033- Mercruiser 90- 100, Mercury 50-60-75HP
 - 4035- Blackhawk / Bravo Mercruiser Ram anode.
 - 3559- Mercruiser (34762A-1)
- Johnson- Evinrude- OMC
- 4034- OMC Transom mounted anode.
 - 1272- All Johnson and Evinrude engines. (173029)
 - 1273- OMC 50-75HP. 1982-4 (392461) .
 - 1274- OMC 5-8HP 1980 onwards. (432397)
 - 1276- OMC V4 and V6 engines 1982-84. (983315) 50-75HP. 1982-84.
 - 1651- OMC 9.9 & 15HP. engines (338635)
 - 1695- OMC 60-280 HP.engines (398331 or 433458)
 - 1972- OMC 20, 25, 35HP. engines (434029)



Honda

- 1277- All small models except 8 HP.
- 1278- 8 HP.
- 3230- Drive leg 75-90HP.



Yamaha

- 3233- Yamaha 9.9-15HP. (6E8-4225100)
- 1279- Mar. / Yam. 40-60HP. (679-4537100)
- 1281- Yamaha 40-85HP. (688-4525101)
- 1282- 100-200 HP. (6E5-45371)

Suzuki

- 4269- Suzuki 40-55-80HP (55125-94400)



432



1742




1743



1744



3271



3644



3854

OUTBOARD ENGINE BRACKETS

432- Stainless steel spring loaded motor bracket, with laminated engine pad. Will take up to 7HP. 2 stroke. Uses 4 bolts to attach to transom. 2 positions only, up or down. Can except 4 stroke engines up tp 3 HP.

Note: Most models will be supplied with Plastic Pad for 2012. However, if you prefer a wooden pad please advise.

Note : It is strongly recommended that all engine brackets fit a safety cable 429 to outboard engine.

1742- Stainless steel spring loaded motor bracket, with reinforced plastic pad. Very strong springs facilitate the raising and lowering of the auxiliary motor. Uses 4 bolts to attach to the transom. Has 4 positions of adjustment between up and down. Will take up to 15HP. 2- stroke or 5HP 4 stroke.

1743- Same construction as 1742, but will take engines up to 25HP. 2- stroke or 8 HP 4 stroke.

1744- Aluminium spring loaded adjustable motor bracket with marine grade laminated engine pad. Will take up to 15HP. motor 2 stroke or 5 HP. 4 stroke. Has 4 positions of height adjustment between up and down.

3271- Stainless steel spring loaded motor bracket, with marine grade laminated engine pad. Will take engines up to 7HP. or 3 HP. 4 stroke. Has 4 positions of height adjustment between up and down. Also comes fitted with transom angle adjustment facility.

3854- Cast aluminium transom wedges. Will add 5 percent of tuck to transom angle. Fits all standard 4 bolt pattern engines.

3644- New model motor bracket. A heavy duty version made from non-corrosive s/s and plastic. Has 5 angles of tilt for optimum positioning of engine, with 12 bolt holes for secure anchorage. Rated up to 25HP- 2 stroke and 10HP.- 4 stroke engines.


Note : Some models will be supplied with plastic pads for 2012.

Special Note

Please refer to Midland Marine Supplies before fitting any 4-stroke engines to all engine mounting brackets referred to on pages 32 - 33. unless already specified.



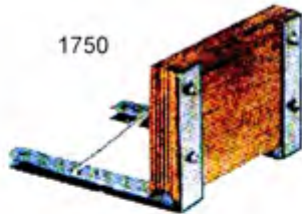
433



434



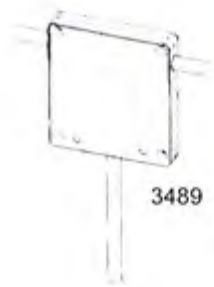
193



1750



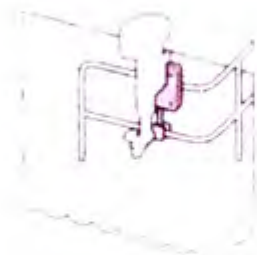
3126



3489



429



3488



FIXED AUXILIARY BRACKETS

433- Standard fixed outboard motor bracket. Salt water resistant coated bracket arm, and marine grade laminated hardwood pad. Will take engines up to 10 HP. 2- stroke or 4 HP. 4 stroke.

SEAGULL BRACKET WITH SLIDING SHOE

Same bracket as 433, but with anodized aluminium sliding shoe.

This enables you to easily remove the bracket when not in use, or for security reasons. Also useful on sailing boats if bracket in way of rudder when under sail. will take engines up to IOHP. using 433 bracket.

434- 10 HP. Seagull bracket. 2- stroke or 4 HP 4 stroke.

1749- Sliding shoe only.. complete with s/s screws to fit bracket.

FIXED AUXILIARY BRACKETS

193- Stainless steel fixed motor bracket, with laminated wooden pad. Will take up to 12HP. 2 stroke or 4 HP 4 stroke Attached to the transom by 4 bolts.

429- Outboard motor safety lanyard. A useful and recommended item to attach to your outboard engine when using an engine bracket of any sort.

PLATFORM BRACKET

1750- Stainless steel motor bracket, with marine laminated wooden pad. Made to fit onto stern platform and accommodate auxiliary motor. Will take up to 9HP. 2 stroke or 3 HP. 4 stroke.

3126- Stainless steel motor bracket, with marine laminated wooden pad. Made to fit onto stern platform to accommodate auxiliary motor. Will take up to 8HP. 2 stroke or 3 HP. 4 stroke.

PULPIT ENGINE BRACKETS


3488- Motor bracket for auxiliary outboard. Will mount on 22mm. -25mm. pulpit tubing. Pad made from marine grade wood and is supplied with s/s tubular base. Pad size is 210mm. x 260mm. 8 HP. 2 stroke or 3 HP. 4 stroke.

3489- Rail mount outboard auxiliary bracket. Will fit 22mm. - 25mm. pulpit rail and will hold outboards up to 8 HP. 2 stroke or 3 HP. 4 stroke. Uses UV- stabilized polypropylene pad with s/s mounting bolts.

34



435
436
437
438
439
440



1958
1959
1960
1961
1962
4174



3168
3169



520
521
448



3954



3164
4298
444
207



4172



445



304

TRAILER WINCHES

A complete range of zinc plated winches. All models feature heat treated gears, embossed mounting base and internally lubricated bearings.

- 435- 600lb. winch, gear ratio 3.2 :1, one way.
- 436- 800lb. winch, gear ratio 3.2 :1, one way.
- 437- 1000lb. winch gear ratio 4.1:1, one way, freespool
- 438- 1200lb. winch gear ratio 4.1 :1, two way, freespool
- 439- 1400lb. winch gear ratio 4.1:1, two way, freespool
- 440- 2000lb. winch gear ratio 4.1 :1 also 9.8:1, "

WINCHES WITH STRAPS

- 1958- 600lb. winch c/w 50mm. x 3m. strap c/w bolt.
- 1959- 800lb. winch c/w 50mm. x 3m. strap c/w bolt.
- 1960- 1000lb. winch c/w 50mm. x 6m. strap c/w bolt.
- 1961- 1200lb. winch c/w 50mm. x 6m. strap c/w bolt.
- 1962- 1400lb. winch c/w 50mm. x 6m. strap c/w bolt
- 4174- 2000lb. winch c/w 50mm. x 6m. strap c/w bolt

WINCHES WITH BRAKE

This winch has a built in, self activating friction brake, which assures safe operation in case handle slips from your hand and spins out of control.

- 3168- 1200lb. winch, gear ratio 4.5:1 c/w brake.
- 3169- 1600lb. winch, gear ratio 4.5:1 c/w brake.

3954- 12v. portable powerful winch for fitting to vehicle and trailers. Will handle loads up to 2500kg. or with a double line up to 5000kg. Has 3m. of cable and an emergency manual crank.

REPLACEMENT WINCH HANDLES

- 520- Replacement handle for 435 and 436.
- 521- Replacement handle for 437, 438 and 439
- 448- Replacement handle for 440.

WINCH STRAPS AND CABLES

3164- Short winch strap, made from polyester material with loop end. 50mm. x 4m. long. To fit 600lb. and 800lb. winches. C/w bolt.

4298- "Economy" winch strap made from polyester with looped end. 50mm. x 8m long.

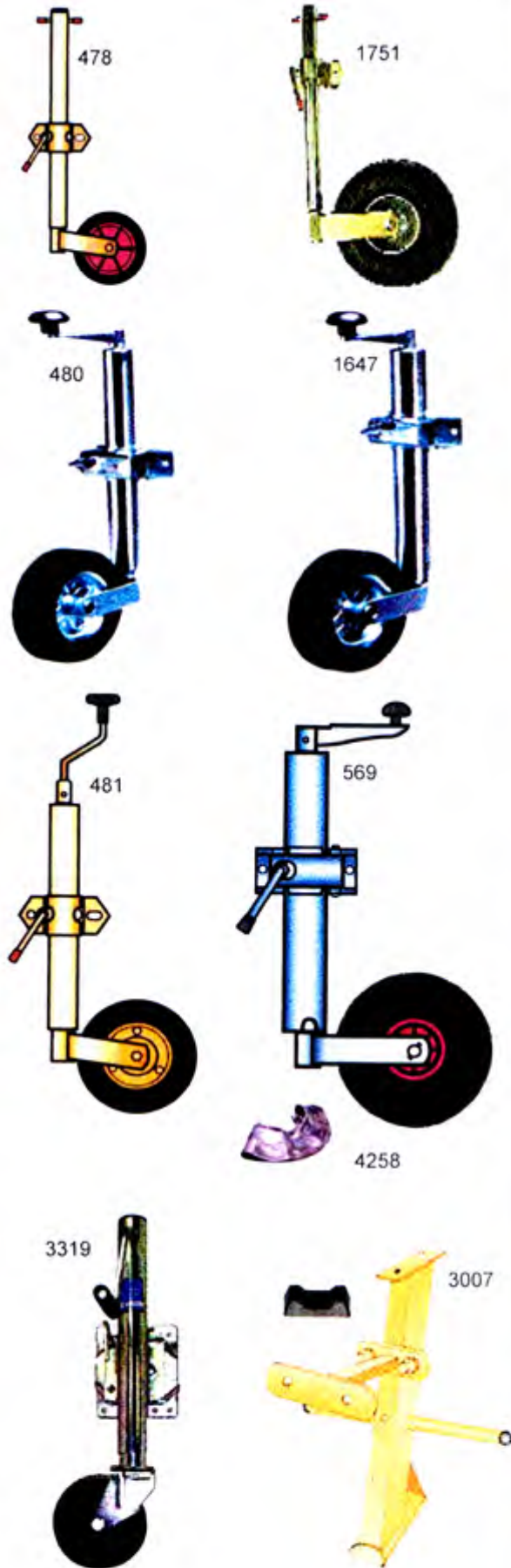
444- Winch strap, made from polyester material, with looped end to fit winch bolt. 50mm. x 6m. long, c/w bolt

207- Winch strap as 444 but 7.5m. long. C/w bolt.

304- Winch strap for jet skis. With extra 18" x 1" loop attached to hook webbing. 4m. long. C/w bolt.

4172- Winch strap for larger 2000-2500lb. winches.

445- Winch cable. Galv. 4mm. dia. 6m. long.



JOCKEY WHEELS

478- Economy zinc plated sliding jockey wheel. With plastic wheel and solid rubber tyre.

479- Spare wheel for 478.

482- Spare clamp.

1751- Same as 478 but with pneumatic tyre.

1752- Spare wheel for 1751.

4258- Spare inner tube for 1752

480- Zinc plated telescopic jockey wheel. Light duty. with steel wheel and solid rubber tyre.

1657 - Spare wheel for 480

482- Spare clamp.

1647- Medium duty zinc plated telescopic jockey wheel, with steel wheel and solid rubber tyre.

1658 - Spare wheel for 1647.

1659 - Spare clamp.

481- Heavy duty telescopic jockey wheel, with 200mm. dia. steel wheel and solid rubber tyre.

447- Spare wheel for 481.

1108- Spare clamp for 481.

569- Heavy duty telescopic jockey wheel, with 260mm. x 85mm. dia. wheel and pneumatic tyre.

1253- Spare wheel for 569.

4258- Spare inner tube for 569.

210- Spare clamp.

3319- Swivelling, telescopic jockey wheel with 750lb. capacity. Fits trailer draw bars up to 3" x 5". has a 6" replaceable wheel and is made from heavy duty zinc plated steel. Swivels horizontally when trailering.

Winch Post

Zinc plated winch post, suitable for most small boat trailers. Easily fitted and suitable for most small hand winches. Also incorporates an adjustable buffer mounting for protecting the bow of a boat. Buffer (illustrated) also supplied.

3007- Winch post.



TRAILER ACCESSORIES

3170- Economy 38mm. boat tie down ratchet strap. Is supplied in two halves c/w hook ends. 5m. long. Supplied in clam pack. 800kg breaking strain.

454- 50mm. boat tie down ratchet strap. To secure boat to trailer In two halves c/w hook ends. 5.5m. long. 1000kg breaking strain.

3702- 50mm. tie-down ratchet strap, supplied in two halves c/w hook ends. 8m. long 1000kg. breaking strain.

1947- 50mm. boat tie down ratchet strap. To secure boat to trailer. Endless strap 8m. long. 1000kg. breaking strain.

850- General purpose cam buckle straps. 25mm. wide x 2.50m. long. Supplied in pairs on display card.

452- All purpose 25mm. ratchet tie-down strap. Sturdy web that extends to 4.54m. In two halves, with vinyl coated hooks each end.

1914-- Triple hook ratchet tie-down, is the perfect way to secure jet ski to the trailer. Three coated hooks and 2.5m. of 25mm. heavy duty strap makes this the universal tie-down for all PWC's.

Stern and Bow Straps

3465- Pair of standard duty stern tie-down straps. Feature 25mm. webbing strap with zinc plated locking clamp and coated attaching hooks. Also supplied with protective pads to avoid marking boat. Adjusts 40cm. to 120cm. Packed in pairs.

456- Pair of ratchet stern tie-down straps for quick release and fast recovery. Also features strong 25mm. web strap with coated hooks. Adjusts from 28cm. to 120cm. Packed in pairs. For small boats, dingys and jet skis.

208- Pair of ratchet stern tie-down straps with protective pad to avoid marking transom. Features strong 50mm. web strap with coated hooks. Adjusts from 40cm. to 150cm. Recommended for larger boats and cruisers. Packed in pairs.

457- Bow tie down ratchet strap. 25mm. dia. x 1.2m. long. To be used instead of or in conjunction with winch.

209- Bow tie-down ratchet strap. 50mm. dia. x 1.5m. long. To be used instead of or in conjunction with winch.



TRAILER ACCESSORIES

498- Plastic tow ball covers . Supplied on display card of 10 assorted colours.

516- Universal caravan and trailer anti-theft coupling lock. "T" bar key adjusts hardened pins facing either side of ball, allowing ball lock to fit most couplings.

1152-Spare trailer wheel carrier and lock. Zinc plated steel square "U" bolt and screwing side brackets allow depth adjustment on wheels from 8" (23cm.) to 15" (40cm.)

429- Trailer safety lanyard. This maintenance free lanyard is made from plastic coated cable and s/s hooks. Used to connect trailer to vehicle.

4250- Universal hitch lock. Suitable for most cast and pressed steel 50mm. couplings. Complete with 2 keys.

4252- Fully adjustable universal wheel clamp. Fits 8, 10, 12, and 13 wheels. Clamps around the wheel to stop it rolling. Will not fit wheel were flush wheel trims are fitted. These must be fitted before installing clamp.

TRAILER ACCESSORIES

Polyride independant suspension units are easy to fit, maintenance free and have a bright zinc plated finish.

459- 150kg.(330lbs) unbraked, gross load per pair.

461- 250kg. (550lbs.) unbraked, gross load per pair.

4410- 350kg. (770 lbs.) unbraked, gross load per pair.

464- 500kg. (1100 lbs) unbraked, gross load per pair.

3265- 650kg. (1650lbs.) unbraked, gross load per pair.

Hubs and Bearings

467- Spare grease cap cover. Card of 12.

468- HG 505 Taper roller hub. c/w bearings, nuts, grease nipple and cap.

469- Set of bearings only c/w taper shells.

4422- S/s bearing protectors c/w covers prevents water and dirt intrusion.

4382- Polycarbonate bearing protectors.

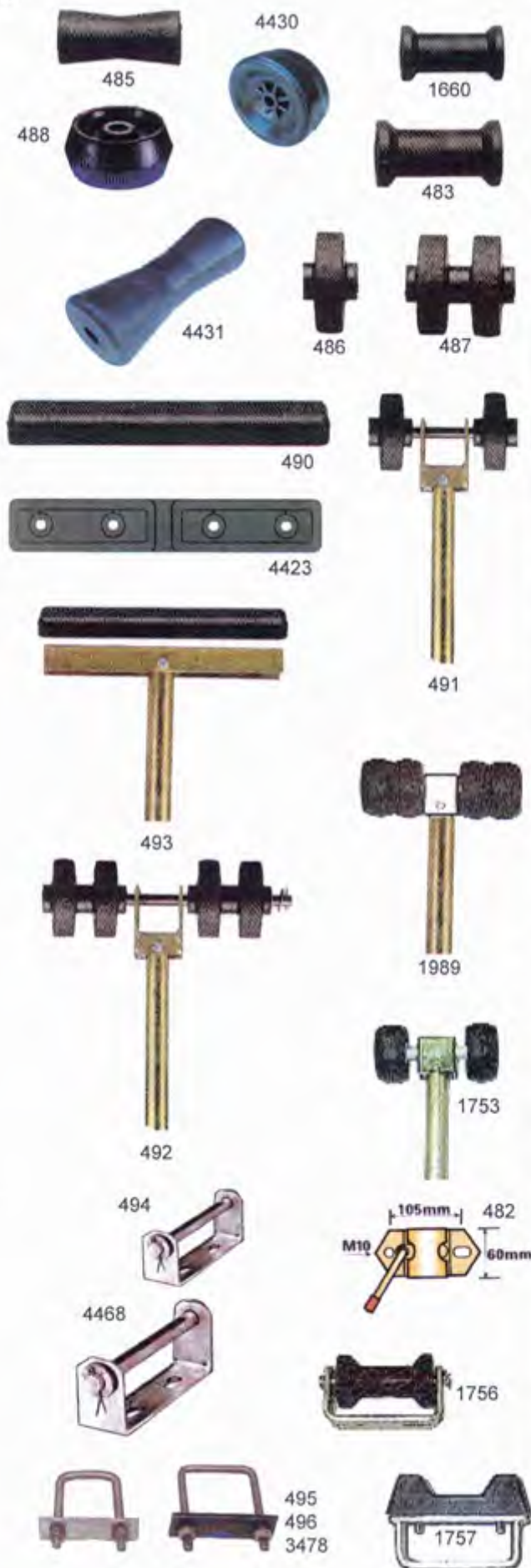
Mudguards

476- Trailer mudguard, injection moulded in durable black high density polyethylene. Suitable for 8" wheels. 490mm. x 195mm.

477- Trailer mudguard, same spec as 476 but suitable for 10" wheels. 620mm. x 180mm.

244- Trailer mudguard, same spec as 476 but suitable for 13 wheels. 760mm. x 220mm.

38



TRAILER ACCESSORIES

- 483- Flat 127mm. (5") rubber keel roller with 19mm. (3/4") bore. Packed in bags of 10.
- 1660 - Flat 90mm. 3.5" rubber keel roller. 11 mm. bore.
- 4430- "Snipe" roller 100mm. x 50mm. with 12mm. bore.
- 485- "V" 127mm. (5") rubber keel roller with 19mm. (3/4") bore. Packed in bags of 10.
- 486- Single rubber side support roller with 16mm.(5/ 8")
- 487- Double side support roller with 16mm. (5/ 8") bore
- 488- Single side support roller with 19mm.(3/ 4") bore.
- 4431- Large 190mm. long x 55mm. dia. keel roller. Has a bore of 19mm.
- 490- Rubber side or bow buffer with 2-M8 built in bolts. 305mm. (12") long
- 4423- Snubber block, 304mm. long with 4 holes for 8mm bolts. Can be used straight or as "V" snubber.
- 491- Side roller bracket, zinc plated, c/w spindle, washers, split pins , nuts and bolts, single rollers, and 34mm. stem post.
- 492- Side roller bracket as 491 but with double rollers.
- 493- Side channel bracket zinc plated, c/w nuts and bolts with 490 side rubber and 34mm. stem post.
- 482- Zinc plated 34mm. clamp, drilled to take M 10 bolts. Suitable for use with 491,492 and 493 side brackets
- 494- Zinc plated keel roller bracket, c/w spindle, washers and split pins. Suitable for use with 483 and 485 keel rollers. packed in bag of 5.
- 4468- Plated keel roller bracket c/w spindle, washers and split pins. For use with 4431 8" roller.
- 1989- Side support bracket to take 4-488 support rollers c/w spindle and 34mm. stem post.
- 1753- Same as 1989 but only takes 2-488 support rollers
- 1756- Roller bracket for 1660 3.5" rubber roller. Will take various size "U" bolts. C/w roller.
- 1757- Snubber bracket for 489. Will take various size "U" bolts. Comes complete with snubber.
- 495- Trailer "U" bolts c/w plate and self locking nuts. 76mm. x 51mm. (3" x 2"). In bags of 10.
- 496- Trailer "U" bolts c/w plate and self locking nuts. 50mm. x 50mm. (2" x 2"). In bags of 10.
- 3478- 102mm. x 50mm. (4" x 2") "U" Bolts . Bags of 10.



WOBBLE ROLLERS

1755- "Roller coaster" roller only. 120mm. x 90mm. with 32mm. bore.

1754- "Roller coaster" bracket with 2 rollers complete with 2 bushes washers and split pins. 360mm. long. 8mm. hole.

4424- "Brambler" roller only. 120mm. x 70mm. with 26mm bore.

4425- "Brambler" bracket with 2 rollers, complete with washers and split pins. 300mm. long with 8mm. hole.

4426- "SBS" type roller only. 105mm. x 80mm. with a 21mm. bore.

BOW SNUBBER BLOCKS

489- Keel block with 2 - 10mm. plated built in bolts. 152mm. long.

4427- Small bow snubber block. Has bore for 10mm support shaft. 55mm wide by 50mm. deep with 75mm. deep "V".

4428- Medium bow snubber block. Has bore for 12mm. support shaft. 75mm. wide by 75mm deep with 95mm. deep "V".

4429- Large bow snubber block. Has bore for 12mm. support shaft. 75mm. wide by 75mm. deep with 150mm Deep "V".

HITCHES

3641- Heavy duty coupling made from cast iron. It is rated at 750kg. capacity for road use.

474- Trailer hitch coupling, with a carrying capacity of 750kg. Has 90mm. bolt centres, conforming with EEC spec. Will fit 50mm. wide trailer draw bar, and has a special built in lock.

475- Key hitchlock for 474.

LETTER AND NUMBERS

506- Display wallet of black self adhesive car digits. Each wallet contains 10 of each digit.

507- Replacement digits. Packs of 15.

505- Self adhesive yellow reflective backgrounds. Pack of 10.

PROP BAGS

390- Small prop bags. Pack of 5.

391- Medium prop bags. Pack of 5.

392- Large prop bags. Pack of 5.

2026- X-large prop bags. Pack of 5.

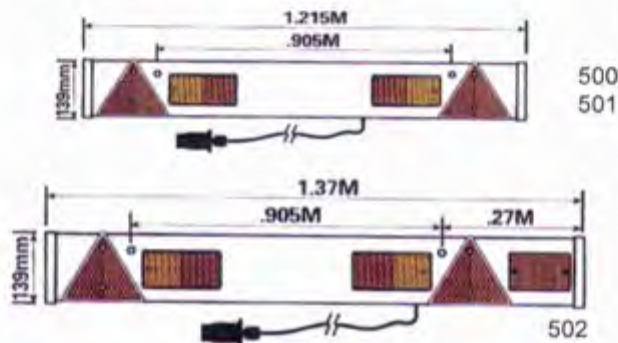
40



WHEELS AND TRAILER BOARDS

- 470- 400 x 8 Trailer wheel and tyre. 4 ply.
- 471- 520 x 10 Trailer wheel and tyre. 4 py.
- 3031- 520 x 10 Trailer wheel and tyre. 4py. (Radial)
- 472- 10" (260mm.) sand hopper launch trolley wheel w solid rubber tyre and polypropolene centre. 1" (25mm.) plain bore . Tyre width 3 3/4" (95mm.)
- 473-15 1/2" (394mm.) launch trolley wheel with pneu tyre and polypropolene centre. 1" (25mm.) plain bore. Tyre width 3 3/4" (95mm.)
- 4260- 300x4 pneumatic wheel 20mm. bore. Replacem for jockey wheels or kayak trolleys.
- 4259- Inner tube for 473

TRAILER BOARDS



- 500- 4 foot (1 .215m.) white trailer board, c/w 6m. of core cable and 7 pin plug.
- 501- Same as 500 but with 8m. of 7 core cable.
- 502- 6 foot (1 83m.) white trailer board, c/w 8m. of 7 core cable, 7 pin plug and 1 rear fog lamp.



3384- Adjustable trailer board, consisting of 2 durable plastic modules each fitted with lamp and triangle. They are connected by an extendable cable (up to 2m.) 7 core cable lead is 6m. (Can supply longer lengths.) Packed in poly carrying bag.

4121- Magnetic lighting unit. Consists of 4 function lamp fitted to metal magnetic plates. Wired with extendable connecting cable, for easy attachment.

Stainless Steel "R" Clips



- 3518- 2mm. s/s "R" clips
- 3519- 3mm. s/s "R" clips
- 3520- 4mm. s/s "R" clips
- 3521- 5mm. s/s "R" clips
- 503- Trailer board rear 4 function lamp. Stop, tail, indicator; No. plate. c/w bulb.
- 504- Spare lens only.
- 3049- Rubber tie down strap. With steel "S" hooks each end to secure trailer boards, covers etc. (pack of 2)
- 509- 7 pin plastic plug. 12v. only.
- 510- 7 pin plastic socket. 12v. only.
- 3589- 6 meter trailer extension lead for trailer boards.



NAVIGATION LIGHTS

Economy range of navigation lights that comply with specification requirements according to international rules. All lights are supplied with 12v. bulbs, although they are also suitable for 24v.

LIGHTS FOR VESSELS UP TO 12M.

538-	Starboard	539-	Port
540-	Masthead	541-	Stern
542-	All round	543-	Bi-colour

1069- Spare replacement bulb for 538-541 and 543.
 2027- Spare bulb for 542. 582, 1156, 583, 214.

STAINLESS STEEL NAVIGATION LIGHTS

Stainless steel navigation lights for boats up to 12m. boats

1677-	Port	1679-	Stern	3383-	Bi-colour
1678-	Starboard	3382-	Masthead		

Economy pair of plastic Port and Starboard navigation lights.

1115-	Black pair	356-	White pair.
-------	------------	------	-------------

BOW LIGHTS

578- Low profile combination bow light. Modern shape blends perfectly with any deck design. Made from ABS. chrome plated.

1946- Low profile compact combination light. Made from white polycarbonate with plexiglass lens. Complies with IMCO regulations.

EMERGENCY LIGHTS

1758- Emergency navigation lights. Operated by dry batteries. Have an external reflector, and are completely splashproof. Come in a set of 3. Port, Starboard and Masthead.

LOW PROFILE ECONOMY LIGHTS

Economy polycarbonate nav. lights for boats of up to 12m., with plexiglass lens. IMCO approved.

<u>White</u>		<u>Black</u>	
2043-	Port	3066-	Port
2044-	Starboard	3067-	Starboard
2045-	Stern	3068-	Stern
2046-	Masthead	3069-	Masthead

LIGHTS FOR VESSELS OVER 12M.

<u>Black</u>		<u>White</u>	
4042-	Port	4047-	Port
4043-	Starboard	4048-	Starboard
4044-	Masthead	4049-	Masthead
4045-	Stern	4050-	Stern
4046-	Bi-colour	4051-	Bi-colour

42

4381
4479
4480

new

3070



582



4055



3831



583



1156



214



579



1963



3990

NAVIGATION LIGHTS

4381- New stainless steel navigation lights with black seal. Side fitting. (not LED)

4479- New black navigation lights with black seal. Fitted with LED bulbs. Consumption 0.9 - 1.2W. (not illus.)

4480- New s/s navigation lights with black seal. Fitted with LED bulbs. Consumption 0.9 - 1.2W. (not illus.)

Mast Light

3631- Three-way mast light, suitable for vessels up to 12m. Mast is made from s/s and polymide re-inforced material. Can be folded flat for low bridges. Height is 60cm. high x 19cm. wide. Bulbs included.

4017- Spare bulbs for Port and Starboard lights on 3630-

4055- Economy version with domed all round light. 39cm.high.

Stern Lights

3070- All round light on small mast. Height 130mm.

582- Small 8" (20cm.) chrome plated stem lamp, with clear glass. c/w bulb.

583- 24" (61cm.) telescopic stem lamp, chrome plated brass. c/w bulb.

1156- 21" (53cm.) fold down stem light. Can be folded flat when not in use. 12v. c/w bulb.

214- 24" (61cm.) plug in stern light. Has 2 pin plug and can be stowed away when not in use. 12v. c/w bulb.

579- Oblong transom stern light, in polished s/s. 12v c/w bulb. 130mm. x 86mm. Flush mounted.

1963- Round transom stern light, in polished s/s. 12v. c/w bulb. 75mm. dia.

3990 - Port and starboard light for inflatable or Rib. Supplied with rubber base pad for sticking to tube. Battery lights powered from dry batteries (not supplied). Small mast or pennant.



CABIN LIGHTS AND ACCESSORIES

993- Adjustable lacquered brass wall light, with switch.

3719- As 993 but in chrome.

251- Fully adjustable brass lacquered reading light, with built in switch. Uses 20w. halogen 12v. beam.

3889- Brass reading light. 90mm. base. 12v. x 10w.

771- Lacquered brass wall lamp, with translucent shade. Has built in switch. 12v. 10w.

2030- Brass wall lamp with glass shade, c/w switch.

2031- Gold swivel bed light with pearl bulb, c/w switch.

2032- Same as 2031 but double light.

2028- Spare bulb for 771.

1033- Replacement halogen bulb, for 993 and 251.

Cabin dome lights (with built in switch)

1661- Stainless steel dome light. Spare bulbs for

591- Brass dome light. 1661, 591, 350

350- Teak and brass dome light. 4036- Spare bulb.

2029- Spare lens.

Economy plastic gold and silver plated dome lights.

592- 127mm. Gold dome light 12v. 10w. c/w switch.

593- 127mm. Silver dome lights 12v. low. c/w switch.

153- 12v. Interior economy lamp. c/w bulb and switch.

589- Low profile fluorescent light. 14" (356mm.) long. c/w switch 12v. 8w. tube.

590- Replacement tube for 589.

Aluminium Interior Light (complete with switch)

3764- Interior light, 2 3/ 8" base, 12v. 10w. Silver.

3765- Interior light, 2 3/ 8" base, 12v. 10w. Gold.

3766- Interior light, 2 3/8" base, 12v. 10w. Black.

587- Small light and cigar lighter. Anodized alloy base. Fitted with rocker switch. Black with opaque light. 12v.

3701- Plastic rotating reading light, made of white nylon. With 3" (80mm.) base, fitted with 12v. x 10W. halogen bulb.



3895



3821



3894



1759



1760



3886



3985



3887



3984



3892



3901 3987
3986 3988



4120



3902
4028

3821- "Aquasignal" reading light, non-magnetic, with corrosion and vibration proof housing. Pre-wired with switch and halogen bulb. 63mm. base, 86mm. high

3894- "Aquasignal" courtesy light in plastic. 81mm long, 19mm. deep. .08 amp current drain.

3895- "Aquasignal" external and internal flush mount watertight, s/s. 90mm dia. 35mm deep. halogen light

Flush Mounted Downlighters

1759- Flush fitting brass downlighter, with recessed opaque 12v. bulb. 100mm. dia. Recess of 60mm. Max. depth is 65mm.

1760- Adjustable angle flush fitting brass downlighter with 12v. opaque bulb and silver bulb recess. Internal brass bezel adjusts in angle up to 45 deg in each direction. 110mm dia. Depth 65mm.

LED LIGHTING

3886- Alloy LED reading light. Fully adjustable. Base is 80mm. long x 42mm. wide. White 12v. 8A bulb. £8.25 or 7.75 on 4

3887- Gold coloured LED mini flush mounted ceiling light. 72mm. dia. 53mm. deep. With 12v. 7.5w bulb. £ 9.25 or 8.75 on 4

3984- White coloured LED mini flush mounted ceiling light. 72mm. dia. 53mm. deep. With 12v. 7.5w. bulb. £ 9.25 or 8.75 on 4

3985- White coloured LED surface mounted ceiling or wall light. 90mm. dia. with 28mm. depth. 12v. 8w. bulb. Comes with built in switch. £7.25 or 6.75 on 4

3892- "Aquasignal" Nassau courtesy LED light. Minimal current draw of .1 amp. 37mm. long x 18mm. high x 11mm. deep.

L.E.D. BULBS

3901- Double contact, parallel pins, Yellow.
3986- Double contact, parallel pins, White.
3987- Single contact, parallel pins, White.
3988- Single contact, parallel pins, Yellow.

3902- White side pin G4 type LED bulb. To replace halogen. Not illustrated.

4028- White top pin G4 LED bulb. Halogen.

4120- LED Festoon bulb. Replaces 1069.

MAST LIGHTS

45

3890- Mast light and deck light combination. For boats up to 12m. 12v. 10w. on masthead, Halogen 12v. 10w on deck.

3891- "Aquasignal" spreader light with flexible flaps to fit any mast profile, with wide angle beam. white only.

3893- "Aquasignal" spreader light, easily mounted anywhere with wide angle beam. 50w. halogen bulb. White only.

COOLING FANS.

All made of plastic with 5" (130mm.) blades, easy to install insert in cigar lighter socket. Angle can be adjusted up to 360 degrees. 12v. 4.5W, 2 speed.

3632- Direct insert into cigar lighter socket.

3633- Base mount, has 5' (152cm.) power cord.

3634- Suction-on type, has 5'(152cm.) power cord.

1024- Seaworthy 160mm (6") dia. flush mount weather proof speakers. 30 watts per channel. .

1663 - Seaworthy sea-dor radio mounting cover. This surface mounted weatherproof cover is manually operated and is curved and tinted into a lexan bubble. Universal fit

4432- Marine radio housing. Universal fit. Complete with all necessary connectors. It is also fitted with a curved lexan weatherproof cover.

Copper Bus Bars (made of tin plated copper and ABS)

3602- 4 screws, 150A. Size 150mm. x 30mm.

4137- 5 screws, 150A Size 150mm x 30mm.

3603- 6 screws, 150A. Size 150mm. x 30mm.

3223- 10 screws, 150A. Size 150mm. x 30mm.

3224- 20 screws, 150A. Size 235mm. x 30mm.

3493- Bus bar cover for 3603 and 3223.

4070- Bus bar cover for 3224

"INDEX MARINE" WATERTITE JUNCTION BOXES

4324- 6 way screw terminal bus bar junction box c/w 8 grommeted entry / exit holes. 111mm. x 60mm. x 31mm.

4325- 12 way screw terminal bus bar junction box with 2 grommeted entry / exit holes. 143mm. x 80mm. x 30mm.

4326- Heavy duty waterproof box with 6 cable glands to enable one or more cables to pass through the same gland. Complete with screws. 130mm. x 130mm. x 75mm.

4327- Same as 4325 but with flexibility of 12.5mm. thick diaphragm for multi entry of cables. Same size as 4325.

4328- Heavy duty waterproof polystrol box. Has 4 cable entry holes or can use glands. 180mm. x 110. x 90mm.

4329- Heavy duty waterproof box. Has 4 cable entry / exit holes. or can use glands. 189mm. x 182mm. x 90mm.

4330- Connecting strips with brass inserts and screws. 10amp. 12 way plug and socket 3.6mm. Not illustrated.

46



1761

558



BATTERY SWITCHES

565- Chrome plated brass cable grommet. 8mm. With rubber gasket and cap to eliminate leaking.

3576- Same as 565 but 10mm.

1761- Mains battery switch. Rated at 150 amps at 12v.

558- Heavy duty battery switch. Rated at 175 amps. at 12v. 300 amps intermittent.

3601



3321



3601- Heavy duty battery switch. Rated at 250 amps continuous at 12v. 360 amps inter. Complete with key.

3321- Mini battery switch with removable key. Rated at 250A continuous, 350A intermittent. Surface or flush mount.

4299



567



4299- Battery switch rated at 280A continuous and 360A int. Can be fitted surface or flush mount.

567- Economy isolation switch, with detachable key. Rated at 300 amp initial load, 100amp continuous. Now complete with waterproof cover. Not illust.

566



586



568- Spare key for 567. Packed on card of 9.

566- Medium duty isolation switch, with detachable key. Rated up to 1000 amp.

586- Heavy duty isolation switch, with detachable key. Rated at 2500 amp.

565
3576



3221



596- Spare key for 566 and 586.

3221-Heavy duty 12v/24v. 120A continuous rating. Int. 2000A. 4 position on/off/on/off with removable switch

3222- Spare key for 3221.

556- Dual testing battery switch with voltmeter built in. Allowing you to test 1 or 2 batteries.

3989



556



Battery Optimiser

3989- Battery optimiser will not only charge your battery but diagnose, recover, check and maintain it, safely for months. Ideal for boats and jet skis.

4348



new

4348-Splashproof switch panel. UV stabilized plastic panel with splashproof neoprene caps on switches. 125mm x 108mm. pre-printed labels included.



SWITCH PANELS (Black with built in switches / fuses) 47

551- 6 gang panel 552- 3 gang panel
 527- Replacement fuse holder
 2036- Replacement flick switch, for 551 and 552.

Splashproof

2041- 3 gang panel, splashproof version of 552.
 2042- 6 gang panel, splashproof version of 551

Anodised aluminium switch panels. Available in black or silver. With fuses and illuminated switches.

548- 6 gang panel.
 549- 3 switch panel.

642- 6 switch panel. horizontal.

553- 3 switch panel, c/w horn button and battery indicator

554- 3 switch panel, c/w cigar lighter and battery indicator

555- Breaker switch panel. With 6 circuit breakers.

2038- Replacement 5A. circuit breaker for 555.

2039- Replacement 10A. circuit breaker for 555.

2040- Replacement 15A circuit breaker for 555.

425 - Replacement decals for all switch panels. Selection of 20 black and white or 8 silver decol sets.

1397- Spare fuse for aluminium switch panels.

2037- Replacement rocker switch

Waterproof switch panels made from black alloy plate with 3 UL approved waterproof switches (with LED bulbs) and fuse holders. 30 preprinted labels included.

3322- 3 switch panel 3323- 6 switch panel

4130- 3 switch panel c/w plug and Battery Tester.

3759- Three automatic waterproof switch panel, with LED on switches. Made from black alloy plate.

4486- Six automatic waterproof switch panel, with LED on switches. Made from black alloy plate.

4347- 4 waterproof switch panel. Black aluminium plate 133mm. x 95mm. Fitted with 4 UL approved switches.




563
564



1404

1405



1400
1401



1104



3219



588



4142



1762



1763



1403



1764

3604
3605
3606
3607
3607
3608
3609



584



1402



935

ELECTRICAL ACCESSORIES

588- Cigar lighter / chart light. Complete with s/s mounting plate and wire. 12v.

1104- Marine quality black polycarbonate cigar socket complete with plug and wiring, Ideal for 12v. plug in electrical accessories.

1400- Waterproof junction box, with 8 connectors, 5" (127mm.) x 3" (76mm.) x 13/4" (45mm.)

1401- Same as 1400 but with 16 connectors, 5 1/2" (140mm.) x 4" (102 mm.) x 2 1/8" (54mm.)

1762- Plug with twin sockets, Will fit into 1104 or 1763, to allow 2 plugs to be used at once.

1763- 12 volt power socket, made from stainless steel. Fitted with splashproof cover when not in use.

1764- Battery clips, with 10 amp. rating. All copper plated construction with red and black handle grips. 3" (76mm.)

3219- Same as 1104 but is supplied with surface mounted outer casing for under dash fitting. c/w plug.

4142- 12v. volt power socket, made from white nylon with splashproof cover when not in use.

563- 4 fuse terminal, thermo plastic with brass terminal.

564- 6 fuse terminal, thermo plastic with brass terminal.

584- In line fuse holder Display card of 12.

935- In line waterproof fuse holder Display card of 12.

1402- Waterproof in-line fuse holder (car type). Card

1403- Fuses for 1402. Bag of 20 assorted, 3A-30A.

1404- Fuse block 4 gang. Made from plastic and brass. 63mm. x 57mm.

1405- Same as 1404 but 6 gang. 93mm. x 57mm.

Spare Fuses (29mm.) for 1404 and 1405.

- | | |
|--------------|---------------|
| 3604- 3 amp. | 3607- 10 amp. |
| 3605- 4 amp. | 3608- 15 amp. |
| 3606- 5 amp. | 3609- 20 amp. |



ELECTRICAL ACCESSORIES

Chrome plated brass, watertight plugs and sockets.

- | | |
|---------------------|---------------------|
| 559- 3 amp. x 2 pin | 561- 5 amp. x 2 pin |
| 560- 3 amp. x 3 pin | 562- 5 amp. x 3 pin |

3266- 3amp x 2 pin plug only.

3267- 3amp x 3 pin plug only.

1297- Weatherproof 2 pin multi-purpose 12v. plug and socket, made from ABS plastic. 2 hole fitting for deck mounting, comes with protective cover when not in use.

3577- Chrome plated brass button 65mm. long. 12v. 5A.

595- Economy push-pull switch. Long type. Box of 10.

534- Heavy duty push button and horn switch. 32mm. long x 16mm. dia. With waterproof cap.

597- 2 position "on-off" switch. mounting stem 32mm. long. Has chrome plated brass knob.

598- Same as 597, but 3 position. "off-on-on".

1121- Single position brass wall switch.

1122- Double position brass wall switch.

1025- Three position brass wall switch.

1120- Chrome plated brass switch marked "on-off"

599- Horn button with waterproof cover. Bags of 10.

600- Flick switch ON-OFF with w/p cover. Box of 10.

3196- Flick switch ON-OFF-ON with w/ p cover. Box of 10.

3875- Flick switch ON momentary with w/ p cover.

3220- Flush fitting illuminated (red) rocker switch.

IGNITION SWITCHES

601- Brass ignition starter switch. Three position, three terminals, returns automatically from start to ignition.

602- Waterproof switch, same spec as 601 but nylon.

603- Ignition switch with "push to choke". OMC replacement No.393301.

528- Mercury "push to choke" ignition switch (panel mount)

529- Mercury switch as 528 but made to fit in control box.



MARINE HORNS AND BILGE BLOWERS

995- Economy single trumpet horn. Made of plastic and s/s for weather protection. 228mm. long

1086- Economy double horn, 228mm. long. and 292mm long.

573- Delux quality all s/s single trumpet horn, has trumpet tube and mounting brackets. Chrome plated cyclolac trumpet bell and motor cover

574- Same as 573 but double trumpet horn.

571- Compact single horn, has s/s cover and mounting plate.

572- Same as 571 but double compact horn.

570- In line bilge blower with 3" (76mm.) int and exhaust. Has remote mounting bracket. Water resistant.

1628- Same as 570 bilge blower but 4" (102mm.) int and exhaust.

1196- Conventional design blower, mounts directly to exhaust opening. 3" (76mm.) int and exhaust.

4383- Vent duct hose 3" in 10' lengths.

1199- Vent duct hose, wire reinforced, flame resistant, 3" (76mm.). 50' (15m.) lengths.

4384- Vent duct hose 4" in 10' lengths.

3040- Vent duct hose, same as 1199 but 4" (102mm.) 50' (15m.) lengths.

721- Single plastic vent, for use as intake or exhaust. Only for 3" (76mm.) flange.

WINDSCREEN WIPERS


575- Windscren wiper. Waterproof, with chrome housing and s/s front plate. Supplied with arm and blade. Works at 110 degree angle and is self parking.

3155- Windscren wiper. Waterproof, with chrome housing and s/s front plate. Supplied with arm and blade. Works at 110 degrees angle and is self parking.

511- Spare wiper blade. 11"

3156- Spare wiper blade 14"

1158- Spare wiper arm.



SPOTLIGHTS

580- Deck mount s/s spotlight. Can be rotated in any direction. Is fitted with handle and can be easily removed from fixed position and moved around boat with flexible lead. 12v. 55w. halogen bulb.

3656- Adjustable utility floodlight, made from w/p rubber housing and s/s mounting hardware. 4" dia. lens. 12v35w. with black housing.

4107- Same as 3656 but white.

3960 - Head lamp with adjustable focus, waterproof, is also supplied with spare bulb. Uses 2 - AA batteries.

581- Remote controled s/s spotlight. Can be fitted in roof of cabin cruiser and operated from inside cabin. Height above deck 20cm. 12v. 55w. halogen bulb.

1261- Economy work lamp with built in on/off switch. Is made out of shock resistant waterproof plastic. Rotates 360 degrees and uses 12v. halogen bulb.

2047- Waterproof rubber spotlight with 165mm. dia. light Supplied with flexilead, plug and waterproof deck socket.

3655- Delux spotlight, made of ABS, with alloy support and chrome plated base, 12v. 100w beam (5°). With 360 degree rotation. Comes with w/p plug and socket.

4125- Dulux spotlight, same as 3655 but with rail fitting.

4091- Spotlight specially designed for fitting to A frame. Has flat base for secure fitting with 8mm. bolt holes. Has ABS housing which can be adjusted vertically. Comes complete with a 12v. 60w. bulb.

4146- Water resistant spotlight with wireless remote control with 55w. sealed beam. Rotates 360 degree with 75 degree tilt. Black or white.

AERATOR KIT

Complete kit for livewell recirculation, keeps water rich in oxygen. Feeds an aerator spray head and can be used even when under way and cannot use a thru-hull connection. Can also be used as a back-up bilge pump.

4144- Aerator pump kit.

WASHDOWN KIT

"Blaster" washdown kit with 11lt./ min. pump. Is also supplied with 6m. hose suitable for salt or fresh water. 12v. pump is complete with fittings and filter. Also comes with high pressure adjustable trigger gun. All fits into a custom made case for easy stowage

4476- Washdown kit.



BILGE AND WATER PUMPS

Economical range of bilge pumps

- 4270- 350gph. bilge pump 19mm. connector.
- 4188- 500gph. bilge pump 19mm. connector.
- 4093- 750gph. bilge pump. 19mm. connector.
- 4189- 1100gph. bilge pump. 19mm connector.
- 4190- 1500gph. bilge pump. 26mm. connector.
- 610- "AAA" 1800gph pump. 25mm. connector.
- 4191- 2000gph. bilge pump. 26mm. connector.
- 4192- 3500gph. bilge pump. 38mm. connector.

Economy Auto Pumps

- 4355- 500gph. auto-pump. 19mm. connector.
- 4356- 700gph. auto-pump 19mm. connector.

ATTWOOD SAHARA SERIES BILGE PUMPS

- 4363- Oasis 350gph auto-pump. 19mm. conn.
- 4364- Oasis 500gph auto-pump. 19mm. conn.
- 1051- Sahara 500 gph. Auto- pump. 19mm. conn.
- 3587- Sahara 750gph. Auto pump 19mm. connector.
- 4300- Sahara 1100gph. Auto-pump 19mm. connector.

RULE TOP QUALITY BILGE PUMPS

- 615- 360gph. bilge pump. 19mm. connector
- 616- 500gph. bilge pump. 19mm. connector
- 617- 800gph. bilge pump. 19mm. connector.
- 618- 1100gph. bilge pump. 25mm. connector
- 1118- 500gph. automatic bilge pump. 19mm. conn.

HEAVY DUTY "ATTWOOD" PUMPS

- Designed for punishing applications particularly in commercial work. Large filter prevents clogging.
- 4440- 1700 gph. bilge pump, 1" connector. 12v.
 - 4441- 1700 gph. bilge pump, 1" connector. 24v.
 - 4442- 2000 gph. bilge pump, 1" connector. 12v.
 - 4443- 2000 gph. bilge pump, 1" connector. 24v.

"SEAFLO" WATER PUMPS 12v.

Selection of fresh water pumps to meet most requirements on board. These self priming pumps have built-in pressure switches to start and stop when the faucet is opened and closed. Will run dry.

4365- Splashproff 12v. with max. flow of 100psi. Open flow 4.3 lpm. Pressure on/off is 35psi. Has 1 amp draw @ 10psi (0.7bar) Will supply ip to 3 fixtures. Uses 3/8" hose barb ports.

4485- General purpose 12v. has 10 l.p.m. adjustable pressure off at 3- 17p.s.i. 3 amp draw. Runs dry.

4366- General purpose pump 12v. Open flow is 12.5 lpm. pressure on/off is 35psi. Has 3.6amp draw at 10psi. Uses 3/4" (19mm.) hose barb ports. Includes Strainer.

4407- Automatic, high velocity, self-priming deck washdown pump. Built for fresh and salt water. Shut off at 40psi. Designed for 6 or more fixtures. Uses 3/4" (19mm.) hose barb ports and supplies with an inline strainer.





HAND BILGE PUMPS AND ACCESSORIES

612- Economy float switch.

1130- Rule-a-matic float switch

3818- Floatswitch guard.

613- Bilge pump control switch, for manual or auto operation, when used in conjunction with float switch.

3558- LED waterproof, bilge pump control switch, for auto or manual operation when used with float switch.

621- Hand bilge pump, has a capacity of 8 gallons per minute (36lt.) Approx. 1 .51t. per stroke. 25mm. hose.

622- Spare diaphragm for 621.

623-Large hand bilge pump, with capacity of 12 gallons per minute. (54lt.) Has s/s detachable handle.

4131- Underdeck pump same as 623 with deck plate.

4132- Foot bilge pump fits 1" and 1.5" hose swivel ports.

3032- Spare diaphragm for 623.

3574- Spare s/s handle for 623.

512- Economically priced dingy bilge pumps, for small boats. Supplied with 1 meter of 25mm. outlet tubing.

1026- 12v. galley pump c/w tap, switch and pump. Delivers 6.61t.per minute at 2m. head. 12mm. hose.

1161- In line galley pump only.

3442- Manual fuel transfer pump, an all plastic low cost pump for syphoning fuel, water etc., ideal for no mess transfers. 53cm. long.

626- Submersible 12v. Has a flow of 8 lt. per minute, ideal for boat or caravan.

4133- Footpump 15l. per min. Will fit 12-13mm hose.

4134- Economy footpump. Will pump 8l. per minute. will fit 12-13mm hose.

"Seachoice" Bilge Pump Kits

Installation kit contains 6' (1.8m.) flexible corrugated hose, 2 s/s hose clamps and skin fitting.

3912- 3/4" (19mm.) installation kit. black

3913- 1" (26mm.) installation kit. black

3819- PWC bilge pump installation kit to fit 3/4" con.

1027- Hand operated galley pump, which is fitted with a prime lock feature, which means water is immediately available on the first stroke of the pump. Chrome finish.

54



2087
2088
2089



634
635
636



3473
3094
3095
3474



3064
3778



1135
3090
3092



1137



1136
3091
3093



1138



NYLON SKIN FITTINGS (in line)

627- 12mm. in line. 629- 25mm. in line
628- 19mm. in line. 630- 38mm. in line.

NYLON SKIN FITTINGS (90 degree)

631- 12mm. 90 degree 633- 25mm. 90 degree
632- 19mm. 90 degree 219- 38mm. 90 degree

PVC REINFORCED CLEAR HOSE (30m.)

634- 12/16mm hose 636- 25mm. hose
635- 19mm. hose

PVC SPIRAL REINFORCED HOSE(30M.)

Very flexible suction hose reinforced with a rigid PVC spiral. Good marine pump hose. Usually comes in blue or green.

2087- 19mm. hose 2089- 38mm. hose.
2088- 25mm. hose. 4000- 50mm. hose

POLYTHENE BILGE PUMP HOSE

Extremely flexible and tough corrugated hose. Cuffed every foot for clamping. 15m. rolls.

3473- 12-16mm. hose. 3095- 25mm. hose
3094- 19mm. hose. 3474- 38mm. hose

3064- One way valve made from heavy duty black nylon. Fits hose from 12mm - 25mm.

3778- One way valve made from heavy duty black nylon. Fits hose 25mm - 38mm.

HOSE CONNECTORS

Straight Connector

1135- Nylon 1/2"
3090- Nylon 3/4"
3092- Nylon 1"

"T" Connector

1136- Nylon 1/2"
3091- Nylon 3/4"
3093- Nylon 1"

1137- Nylon 1/2" "Y" hose connector
1138- Nylon 1/2" "L" hose connector

JUBILEE HOSE CLIPS (s/s BS 5315)

644- 9.5mm. - 12mm Size 000 (12)
645- 11mm - 16mm " M00 (16)
646- 13mm - 20mm " 00 (20)
4001- 16mm - 22mm. " 0 (22)
647- 18mm - 25mm " 0X (25)
4002- 22mm - 30mm " 1A (30)
1226- 25mm - 35mm " 1 (35)
4003- 30mm - 40mm " 1X (40)
1771- 35mm - 50mm " 2A (50)
3272- 45mm - 60mm " 2X (60)
2049- 60mm - 80mm " 3X (80)
3273- 85mm - 100mm " 4X (100)

ECONOMY S/S HOSE CLIPS

1772- 9.5mm - 12mm. 1775- 16mm - 22mm.
1773- 11mm - 16mm 1776- 30mm - 40mm.
1774- 13mm - 20mm 1777- 35mm - 50mm.



253



1063



3406

3252



4275



MARINE INSTRUMENTS

Available in black or white

	Black Faced	White faced
0-35mph speedo only	3774	----
0-55mph speedo only	1304	1311
0-55mph speedo c/w pitot	659	668
0-80mph speedo c/w pitot	660	399
0-6000rpm tacho (Dist./ Alt. type)	661	1783
0-7000rpm tacho (Alt. type)	662	673
0-4000rpm tacho for diesel	1228	1784
Water temperature gauge	663	403
Voltmeter, 10-16v.	664	1162
Oil pressure (inboard)	665	411
Fuel level gauge	666	1262
Engine hour gauge	672	1163
Cylinder head gauge (o/b)	1116	408
Water pressure gauge (o/b)	671	446
Power trim	1068	1114
Rudder indicator c/w sender	-----	545
Marine clock	1117	1053
Amp meter	1054	576
Water tank level	4092	

MERCURY AND QUICKSILVER INSTRUMENTS

Flagship Series

- 3248- Temperature gauge (OEM 79-825289A1)
- 3250- Power trim gauge (OEM 79-825292A01)

SEACHOICE HOURMETERS

"Seachoice" hourmeters. with high impact case with self lubricating parts. Comes c/w all necessary fitting parts and mountings. 4 - 50 volts.

- 3909- Round hour meter black bezel.
- 3910- Rectangular hour meter, black bezel.

PERSONAL WATERCRAFT INSTRUMENTS

New "Neptune 2" personal watercraft instruments. Water resistant up to 6 foot (2m.)

- 253- 0-8000rpm Tachometer with 4 pole alternator

FUEL GAUGE PACKAGE

3406- "Tempo" economy fuel gauge, will fit to tank or can be fitted remotely. Use 667 or 585 sender.

1063- Economical square faced fuel gauge only. Same fitting as standard 2" round instruments. Uses 667 sender gauge. To fit up to 12" tanks.

3252- "Tempo" Round faced fuel gauge c/w 667 sender unit kit. A special low priced package. Black gauge.

4275- "Tempo" fuel gauge sender unit. Uses non-ferrous components suitable for petrol and diesel. Arm can be rotated in 90 degree intervals to ensure clearance with tank wall or baffles. Comes c/w formulated gasket. To fit up to 12" tanks.



SENDER UNITS

Before ordering electric fuel sending units please check tank depth.

667- Fuel gauge sender unit. Tank depth 6" (150mm.) to 12" (300mm.) Has International 5 hole flange.

585- Fuel gauge sender unit. Tank depth 12" (300mm.) to 24" (600mm.) Has International 5 hole flange.

TEMPO

3779- Diesel return line and sender unit kit. Tank depth 6" (150mm.) to 12" (300mm.) Int. 5 hole flange.

3780- Diesel return line and sender unit kit. Tank depth 12" (300mm.) to 24" (600mm.) Int. 5 hole flange.

3857- "Tempo" electric fuel gauge, compatible with most popular sender units. Requires 2 1/8" (53mm.) hole.

3254- Vertical float gauge sender unit, made from PVC and nylon. Can be used for fuel, water or waste tanks. For tanks up to 300mm. deep. Has International 5 hole flange.

3255- General purpose level indicator, with "tank" label on instrument. Will match existing 2" (50mm.) gauges and is suitable for both fuel, water or waste. Ideally suited when used with 3254.

640- Oil pressure sender gauge.

641- Water temperature sender gauge.

Water Level Indicator.

Economical water level indicator, consists of sender unit to fit in tank which holds 5 s/s probes. These indicate 5 levels of water in the tank. A panel which indicates level of water and a cable kit to connect panel to sender.

1967- Water level indicator.

Waste Level Indicator.

Economical waste indicator, consists of sender unit to fit in tank and holds 3 s/s probes. These indicate 3 levels of waste in the tank. A panel to indicate level in tank is coupled together by a cable kit.

1892- Waste level indicator.

Pitot Pickup System

3953- Complete pitot and tubing kit.

674- Spare pitot. Suitable to fit most speedometers.

675- Replacement pitot tubing. Does not include fittings. 20' long.



3958



1145



1412



1413
1681



4140
4141



3389
3390



681

COMPASSES (ECONOMY RANGE)

3958- Pocket compass with double scale, in oil filled metal case, with magnifying glass.

Economy Low Profile

1145- Economy low profile direct reading card with built in compensators. Has adhesive pad or 2-hole mounting. Blk.

1412- Same as 1145 but white.

Medium Profile

1413- Economy medium bracket mounted fast response compass. Has 2" card and compensators. Black

1681- Same as 1413 but white.

High Profile

4140- Airguide style powerboat compass with 3" direct reading no spin card. Also with 12v. illumination, sunshade and built in compensators. Black.

4141- Same as 4140 but white.

Ritchie Explorer dash mount compass with 70mm. direct reading dial. Bezel style to match popular range of dash instruments. Built in compensators and light.

681- Black "Ritchie" Explorer compass

DANFORTH "SKIPPER" COMPASS

3389- Skipper guaranteed no-spin card with 5 degree graduations at high speed in rough weather. Large 67mm. acrylic dome with bright yellow or red lubber line. Comes with cross bar compensating system. Black

3390- Same as 3389 but white.

BINOCULARS WITH COMPASS & RANGE FINDER

Waterproof 7 x 50 binoculars with central focus, compass and built-in range finder. Has "Porro" prism and multi-fully coated lens. With internal LED illuminated compass and range finder reticle. Has nitrogen-filled fog-free protection. All in blue rubber housing.

4271- Binoculars





DRAIN BUNGS

- 649- 63mm. long sleeve only.
- 1302- 150mm. long sleeve only.
- 449- Drain plug only.
- 651- Self drainer sleeve only. with one-way valve. 35
- 450- Drain plug only. for 651
- 1303- Brass drain plug only. Lever action.
- 1406- Screw action drain bung only.
- 1407- Tube only. 100mm. long.
- 3011- Large 40mm. self drainer with bung. Ideal for la
inflatables and Ribs. Can be cut back to fit transom de
Rubber flap allows one way flow. Bung fits on inside.
- 4127- "New" transon drain socket and captive plug.
replaces old type "oval" model (653) All plastic none
corrosive material. Uses screw action to close socket.
Pack of 30.
- 4126- Replacement bung only for 4127. Card of 24.
- 654- Replacement bung only for old type oval 653
drain bung. Card of 24.
- 655- Same as 653 but uses bayonet type closing.
- 656- Repacement bayonet bung only. Display card
- 1682- "Oval" shaped drain socket and captive plug
complete, screw action. Packs of 20.
- 4128- "New" larger oval drain bung and socket. Soc
width is 32mm. (1 1/4") Has captive plug. Pack of 1
- 1252- Garboard brass drain plug and socket, stand
replacement bung for most boats made in U.S.A.
- 1221- Garboard bung insert only.
- 658- Nylon well drain. Pack of 10. Blk. or white.
- 657- "pee wee" self drainer Unique design of valve
allows water to exit whilst under way
- 451- Ball valve self drainer. Ball allows water to e
boat but not to re-enter.
- 3781- "Tempo" automatic drain bung, to fit 1" dia. dr
Drains water when boat is under way. Comes with b
inside and outside cap (if flapper not needed)



Standard ladders s/s (25cm. wide.)

695- 3 step. length 65cm. open, and 33cm closed.
 696- 4 step. length 90cm. open, and 45cm. closed.

Narrow Ladders s/s (20cm. wide.)

298- 3 step. length 65cm. open, and 33cm. closed.
 315- 4 step. length 88cm. open and 44cm. closed.

3635- 3 step s/s ladder c/w handrail and deck mounting.
 4314- 4 step s/s ladder c/w handrail and deck mounting.

4015- 3 step folding s/s ladders for transom fixing, made from tubular s/s material. Comes with adjustable stand-offs.

4016- 4 step folding ladder for transom mounting, made from tubular s/s material. Comes with adjustable stand-offs.

4135- Ladder bracket. Will allow normally fixed ladders to be detachable. Fits 695, 696, 298, 315, 3635, 4015, 4016, 4102, 4103.

3153- S/s ladder is made to fit both under or over platform. This 3 step ladder telescopes away when not in use.

3636- Emergency fold-away ladder. 134cm long.

1978- Inflatable ladders, made from 25mm. s/s. Fold up when not in use. Designed for all sizes of boats.

3956- Same as 3153, but hinges on top of platform.

ANODIZED ALUMINIUM LADDERS, with plastic steps and adjustable stand-ofis. Designed to fit over side of boat when in use. However, tubes will swivel inwards to allow easy stowage when not needed. 25mm. tubing.

1091- 2-step ladder 698- 4- step ladder.
 697- 3-step ladder 1787- 5- step ladder.

699- Replacement stand-offs (pair) for aluminium ladders

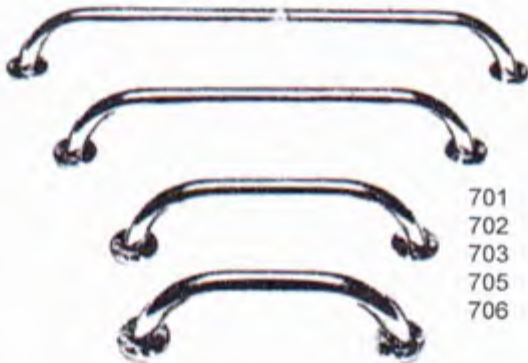


3760

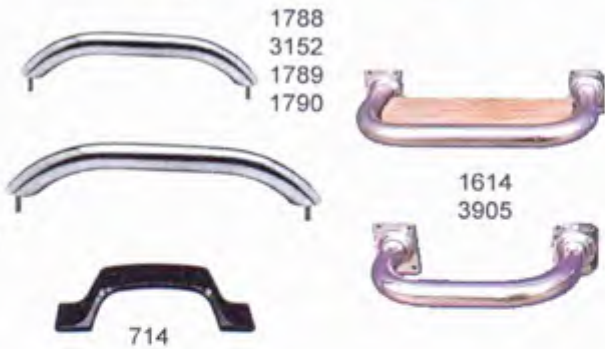
3761



4220
4221



701
702
703
705
706



1788
3152
1789
1790

1614
3905

714



1055



4021

"A" FRAMES

Detachable "A" frames suitable for hulls from 5-8 metres. Made from 30mm. dia. 316 stainless steel tubing, and strengthened with upper and side plates for stability and also to attach various auxillary items.

It is easily detached with the aid of thumbscrew fittings each side. Height 120cm.

3760- Suitable for wood or fibreglass hulls. Width will adjust from 194cm to 238cm.

3761- Suitable for inflatable boats or Ribs. Width will adjust from 162cm. to 205cm.

RADAR ARCH

Designed particularly for fitting to cabin roof of small cruiser. Made from non-adjustable stainless steel. Fitted with 8mm. screw bolt bases to secure arch to roof. Comes in 2 sizes.

4220- 1 meter wide

4221- 1.25 meter wide

GRAB HANDLES (stainless steel.)

Pre-drilled (3 holes)	With built-in bolt
701- 8" handle (200mm.)	1788- 8" handle (200mm.)
702- 12" handle (300mm.)	3152- 9" handle (280mm.)
703- 20" handle (500mm.)	1789- 12" handle (300mm.)
705- 32" handle (800mm.)	1790- 17" handle (430mm.)
706- 39" handle (1000mm.)	

1614- S/s step made from 25mm. dia. tube. With wood inlay.

3905- Same as 1614 but without wood inlay. (not illustrated)

1055- Stern fitting swim platform made from 22mm. s/s tubing and E-roko hardwood. 40cm. long x 22cm. wide. Ideal for smaller boats with limited transom space.

714- Nylon plastic handle which will also double for a step. This handle is pre-drilled with 4 holes. Sold in pairs.

4021- Transom platform, easy to install to most transoms. Allows various mounting methods both above or below platform. 45cm. long x 38mm. wide.



AIR VENTS

717- Solar powered ventilator, with watertight motor, keeps the boat smelling fresh. Made from ABS and polycarbonate. Will mount on side or top of cabin.

4387- Same as 717 but with 24 hour ventilation. Will vent normally during the day, but will also charge a built in battery that with the aid of a switch will give ventilation at night.

718- Polished s/s deck ventilator. Has light emitting perspex centre. This design is particularly low profile, is rain and splash proof and gives a permanent ventilation.

3898- Stainless steel solar power ventilator. O.D.22cm.

3899- Same as 3898 but has 24 hour ventilation. Will vent normally during the day, but will also charge a built in battery that with the aid of a switch will give ventilation by night.

722- Mushroom ventilator in white plastic construction, with screwed spindle. Will not close completely due to blocking tube therefore conforms to new regulations.

723- Internal flange for 722 vent.

721- Surface ventilator made from plastic for use as exhaust or intake on bilge blowers for instance. Fitted with flange to fit 76mm. (3") hose.

Polished s/s louvred ventilators.

1316- 65mm. x 127mm. s/s vent.

719- 116mm. x 128mm. s/s vent

720- 128mm. x 232mm. s/s vent.

1165- 130mm. dia. round s/s vent.

1388- ABS plastic vent. 200mm. x 100mm.

1420- Stainless steel midget ventilator 45mm. x 40mm.

1421- Stainless steel midget ventilator 55mm. x 33mm.

LOUVRED VENTS

U V stabilized ABS louvered vents in 2 sizes.

3408- 5 louvered, 34cm. long x 12cm. wide (white)

3409- 6 louvered, 45cm. long x 9cm. wide (white)



DECK CLEATS

Anodized Aluminium open base cleats (4 fixing holes.)

- 735- 152mm. (6") long.
- 736- 200mm. (8") long.
- 737- 254mm. (10") long
- 4148- 300mm. (12") long

Anodized Aluminium deck cleat (4 fixing holes.)

- 738- 152mm. (6") long.
- 739- 200mm. (8") long.

Anodized Aluminium deck or mast cleat (2 bolt holes.)

- 594- 120mm. (4 3/4") long.
- 740- 152mm. (6") long.
- 741- 200mm. (8") long.

Anodized Aluminium open fairleads (2 hole fixing.)

- 4411- 90mm. (3 1/2") long (Perko chrome alloy)
- 744- 115mm. (4 1/2") long.
- 745- 130mm. (5") long.

Stainless steel deck cleats (4 hole fixing.)

- 3193- 100mm. (4") long.
- 1416- 127mm. (5") long.
- 1417- 152mm. (6") long.
- 1418- 200mm. (8") long
- 4433- 254mm. (10") long..

Stainless steel fairleads (2 hole fixing.)

- 1419- 115mm. (4.5") long.
- 3404- 140mm. (5.5")

Galvanized closed base deck cleat (2 bolt fixing.)

- 1178- 152mm. (6") long.
- 1044- 200mm. (8") long.

3705- Galvanized Dolphin bollard. with 4 hole fitting. Base is 110mm. (4.25") x 60mm. (2.3/8") Height is 90mm.

3642- S/s bollard with 4 hole fitting. Base is 4 3/4" x 3 3/4" Height is 4 3/4".

4158- S/s bollard with 4 hole fitting. Base size 6" x 43/4" Height is 6"

753- Standard "Fletcher" cleat in black nylon. 145 deg inclined. Packed in bags of 10.

Anodized Aluminium raked bollard (6 hole fixing.)

- 742- 152mm. (6") long
- 743- 200mm. (8") long

Plastic Cleats (Black only)

- 747- 60mm. (2.5") long.
- 748- 80mm. (3") long.
- 749- 110mm. (4.25") long.
- 750- 140mm. (5.5") long.
- 751- 180mm. (6.5") long.
- 4171- 203mm. (8") long.

752- Tough plastic fairleads, 120mm. long. In pairs.

754- Black plastic deck eye, with 16mm. eye (bag of 10)

614- S/s halyard cleat. 60mm. long



BOW ROLLERS

Aluminium Bow Rollers

725- Small aluminium anodized stemhead roller. 158mm. long x 70mm. wide. Has 3 pre-drilled holes in base

726- Large aluminium anodized stemhead roller 240mm. long x 108mm. wide. Has 4 pre-drilled holes in base.

1791- Drop nose s/s pin for 726.

729- "Lift and lock" anchor control bow roller. Polished s/s with nylon pulley and sheave controls. Will anchor from any position with 6mm. - 14mm. dia. rope.

Stainless Steel Bow Rollers

1986- Small stainless steel bow roller, with nylon roller. 165mm long x 70mm. wide.

1985- Large stainless steel bow roller, with nylon roller. 280mm long (12") x 80mm. wide (4.00").

3704- Medium stainless steel bow roller, with nylon roller. 230mm. long (9") x 65mm. wide (2.5") Comes complete with s/s drop pin.

1793- Medium stainless steel bow roller, with nylon roller and locking device. 320mm. long (12.5")

1794- Medium stainless steel bow roller, with nylon rollers. Has a hinged device with double roller and stainless steel dropnose pin as standard. 280mm. (11") long x 80mm. (3.2") wide.

1795- Large stainless steel bow roller, with nylon rollers. Has hinged device with double roller facility and stainless steel dropnose pin as standard. 340mm. (13.4") long x 80mm. (3.2") wide.

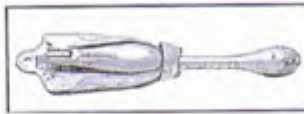
746- Anodized aluminium hooded chain pipe, with cover slot , to take up to 8mm. chain. 65mm. high.

3795- Stem head slide, made from aluminium. 250mm. long x 53mm. wide x 51mm. high.

3282- "Bruce" anchor chock. Suitable for Bruce and Bruce style anchors up to 15kg. Made from anodized aluminium.

64

Folding



3435

ANCHORSGalvanized spoon shaped folding anchor

- 777- 1.5kg. folding anchor
- 778- 2.5kg. folding anchor
- 779- 3.2kg. folding anchor.
- 780- 4.kg. folding anchor
- 798- 6kg. folding anchor
- 1429- 8kg. folding anchor.

Stainless steel folding anchor

- 3435- 1.5kg. folding anchor s/s.

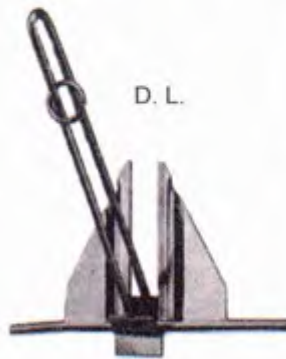
Galvanized "Dutton Lang" spade anchor (with slip r

- 775- 10E spade anchor
- 776- 13E spade anchor

Danforth



D. L.

Galvanized budget "Danforth" type anchor.

- 1422- 2kg. (4.4lbs.)
- 1423- 4.kg. (8.81lbs.)
- 1424- 6.kg. (13.231bs.)
- 1425- 8.kg. (17.64lbs.)

Force



Plough

Galvanized budget "Force" anchor.

- 1708- 2.5kg. (5.5lbs.)
- 1426- 5kg. (11lbs.)
- 3038- 7.5kg. (16.5lbs.)
- 1427- 10kg. (221bs.)

Stainless Steel " Force " anchor

- 3128- 2.5kg. (5.5lbs.)
- 3129- 5kg. (11lbs.)
- 3130- 7.5kg. (16.5lbs.)

Force S/s

Galvanized plough anchor

- 1706- 5kg. (11lbs.)
- 1707- 7kg. (15.43lbs.)

Fishermans



Grip

Galvanized Fishermans anchor.


- 1982- 5kg. (11lbs.)
- 1796- 10kg. (22lbs.)

Galvanized "Grip" anchor.

- 1797- 2.5kg. (5.5lbs.)
- 1798- 5kg. (11lbs.)
- 1799- 7kg. (15.43lbs.)
- 4095- 15kg. (33lbs.)



2091
2092
2093



1803
2094
3422



1471
1472
1473



2096
2097



3131

ANCHOR KITS AND ACCESSORIES

A range of complete anchor kits, comprising anchor, chain, shackles and mooring rope. Supplied in box.

2091- 2 kg. Anchor Kit

Contains: 1- 2.kg. anchor
1- 2m. length of 6mm. galvanized chain.
3- 6mm. galvanized bow shackles.
1- 8mm. x 30m. length of mooring rope with s/s thimble.

2092- 4 kg. Anchor Kit

Contains: 1- 4kg. Danforth anchor.
1- 2m. length of 6mm. galvanized chain.
3- 8mm. galvanized bow shackles.
1- 8mm. x 30m. length of mooring rope with s/s thimble.

2093- 6 kg. Anchor Kit

Contains: 1- 6kg. Danforth anchor.
1- 2m. length of 8mm. galvanized chain.
3- 8mm. galvanized bow shackles.
1- 10mm. x 30m. length of mooring rope with s/s thimble.

M M S ANCHOR LINES WITH CHAIN

Pre-cut lengths of anchor line with 2m. length of chain.

1803- 8mm. x 30m. nylon rope, 2m. x 6mm. chain.
2094- 10mm. x 30m. nylon rope, 2m. x 6mm. chain.
3422- 12mm. x 30mm. nylon rope, 2m. 8mm. chain.

M M S ANCHOR LINES

Pre- cut lengths of 3-strand polyester rope, with s/s thimble and eye splice.

1471- Anchor line 8mm. x 30m.
1472- Anchor line 10mm. x 30m.
1473- Anchor line 12mm. x 30m.

CHAIN

Hot dipped galvanized short link chain. DIN 763, DIN 5685
Chain supplied in bags.


2095- 5mm. dia. 15m. length.
782- 6mm. dia. 15m. length.
783- 8mm. dia. 15m. length.

Chain supplied in 2m. lengths.

2096- 6mm. dia. chain in 2m. length.
2097- 8mm. dia. chain in 2m. length.

Long link chain (ideal for rope fenders .)

3131- 5mm. dia. 25m. length.



1699
1700



781
785
3418
3419
3588

Quicklinks



1712
1713
1714

Chainlinks



1709
1710
1711



"D" Shackle



Bow Shackle



3132
3133

ANCHOR ACCESSORIES

Anchor chain connectors

To ensure perfect sliding of the chain without the possibility of jamming in either the stemhead or chain pipe. Supplied with "Allen" screws and key.

Stainless steel c/w swivel

1699- To fit 6-8mm chain
1700- To fit 9-14mm. chain

Drop forged galvanized chain swivels

3418- 6mm. dia. swivel
3419- 8mm. dia. swivel
3588- 16mm. dia. swivel
781-10mm. dia. swivel.
785-12mm. dia. swivel.

Link shackles or "Quicklinks"

Stainless steel

1709- 6mm. dia.
1710- 8mm. dia.
1711- 10mm. dia.

Galvanized steel chain links

1712- 6mm. dia. chain link
1713- 8mm. dia. chain link
1714- 10mm. dia. chain link.

Hot dipped galvanized screw pin "D" shackles.

786- 5mm. dia. (bag of 20)
787- 6mm. dia. (bag of 20)
788- 8mm. dia. (bag of 20)
789- 10mm. dia. (bag of 20)
790- 12mm. dia. (bag of 10)
791- 14mm. dia. (bag of 10)
773- 20mm. dia. (bag of 5)

Hot dipped galvanized screw pin "Bow" shackles

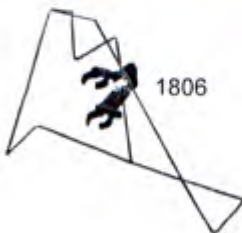
792- 5mm. dia. (bag of 20)
793- 6mm. dia. (bag of 20)
794- 8mm. dia. (bag of 20)
795- 10mm. dia. (bag of 20)
796- 12mm. dia. (bag of 10)

Stainless steel chain DIN 763 and 766.

Short link chain

3132- 6mm. dia. s/s chain (supplied in bag of 2m.
3133- 8mm. dia. s/s chain (supplied in bags of 2m.

LIFEBUOYS



3611- Economy ring lifebuoy made from polyurethane and with safety line. 60cm. dia.

808- Red and white lifering, made from polystyrene foam with PVC covering, c/w safety line. External dia. 650mm. x internal dia. 400mm. (26" x 16") Suitable for inland waterways regulations.

893- Taurus ring lifebuoy, designed for all safety boat applications which are required to conform to international standards. SOLAS 74-IMO 83. Orange with reflective tape

3981- A 25m. retrieval line stored in a bag. Both ends of rope have special handles to allow easy rescue for both rescuer and victim. Can be easily thrown long distances.

810- Horseshoe lifebuoy, made of cellular foam with highly resistant PVC cover entirely welded. Supplied with lifeline and nylon snaphooks. Yellow or Orange.

3906- Complete horseshoe lifebuoy set. Comprising a lifebuoy, SOLAS light and a 30m. length of rope. All contained in a watertight case with external fasteners to attach to pullpit or rail.

1804- Complete Horseshoe lifebuoy set. Comprising, Lifebuoy, SOLAS fixed light and s/s bracket.

1805- Floating lifebuoy fixed "SOLAS" light, operated simply with Alkaline batteries.

1806- Mounting bracket for Horseshoe lifebuoys, with clip for floating light.

136- Holder for ring or horseshoe lifebuoy. Universal model, can be fitted on bulkhead or rail, straight or inclined. Fully adjustable.

3490- Replacement rail mount clamp, to fit 136 and 1806.

68



814

815



2051



4129



816
3197



817



1981



934



3487
755
756
757

BATTERY BOXES

Battery boxes. Made from reinforced plastic. Complete with tie-down strap and brackets. Protects battery from salt corrosion.

814- Small battery box. 310mm. x 230mm. sold singly or in packs of 5.

815- Large battery box. 430mm. x 230mm. Sold singly or in box of 5.

4129- Same size battery box as 2051, but no need to open lid again as all functions can be accessed through the sockets and terminals on the exterior. At the touch of the metre will indicate battery condition.

"ATTWOOD" ECONOMY BATTERY BOXES

2051- 'Attwood' battery box all black colour. 355mm. x 245mm. c/w strap, sold singly or box of 10.

816- "Detmar" battery box holder meets U.S. coast guard regulations. Holds the battery safely and positive in place. Has high strength polypropylene cross pieces 280mm. x 180mm.

3197- "Detmar" battery box holder, larger size. 335mm. x 180mm.

817- Battery box / fuel tank hold down straps. 1 .27-25mm. Complete with fixing brackets. Sold in boxes or display card of 9.

934- Battery box / fuel tank hold down bracket.

1981- Plastic grommets, suitable in nylon or canvas covers, in order to tie down material onto boat or for any other purpose. Packed on card in 12.

MULTI-PURPOSE NYLON CLIPS

3487- Blk. plastic clip, 2 hole fixing, 15mm. dia.

755- Blk. plastic clip, 2 hole fixing, 25mm. dia.

756- Blk. plastic clip, 2 hole fixing, 35mm. dia.

757- Blk. plastic clip, 2 hole fixing, 45mm. dia.

OARS AND PADDLES



835- Double ended canoe paddle, with anodized alloy shaft and plastic paddles. 218cm. Yellow paddle.

3261- Double ended canoe paddle, with anodized alloy shaft and plastic paddles. Also fitted with plastic hand grips. 230cm. long.

4147- Asymmetrical kayak paddle made from black EDC finish aluminium. Two piece jointed shaft 3 button design which enables you to turn the shaft up to 60 degrees. 7' long.

4283- Same as 4147 but 8' long.

836- Anodized aluminium oars, with plastic blades. These oars are sold in pairs. They come complete with easy grip handles and oar collars. 185cm. long.

3429- Same as 836 but 160cm. long.

834- Anodized aluminium jointed oars, with plastic paddles. Economically priced, these lightweight oars are ideal for inflatables and dingys. 180cm. long black.

4487- "Economy" alloy oar / paddle with plastic blade. 160cm. long. Sold singly.

849- Economy plastic small inflatable or dingy boat oars. Can also be used as a double ended canoe paddle. Each oar breaks down into 3 sections for easy stowage. 1.15m. (45")

1973- Plastic drip ring to suit 25mm. (1") dia. shafts. Ideal for canoe and economy paddles.

Aluminium Canadian Paddles.

Anodized aluminium Canadian paddles with black plastic blade and comfortable hand grip.

837- Canadian paddle. 25mm. dia. x 1.20m. long.

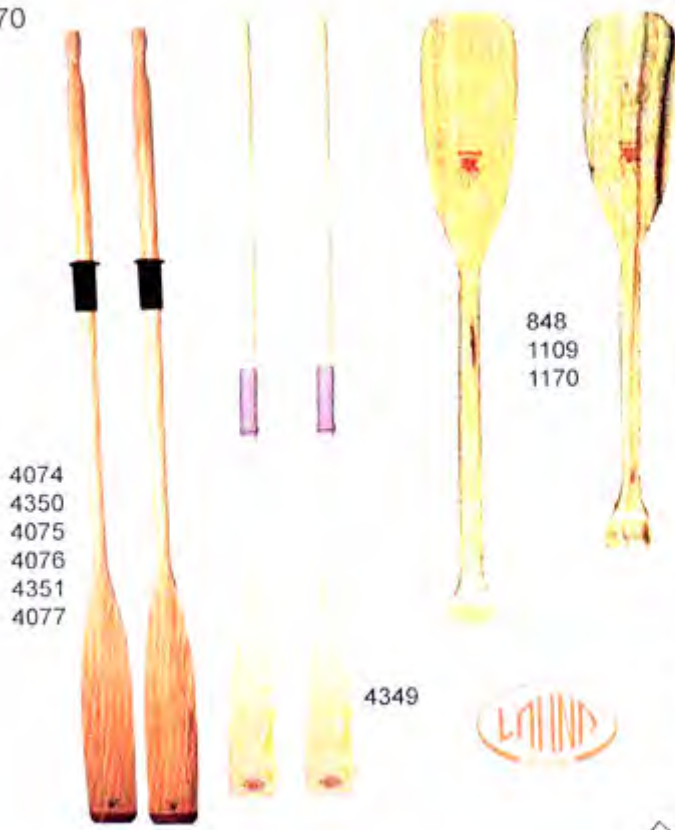
3056- Canadian paddle. 25mm. dia. x 1.05m. long.

4170- Canadian paddle 25mm. dia. x 1.52m. long.

Telescoping Aluminium Paddles

3749- Quality aluminium paddles suitable for tenders and small rowing boats with marine grade aluminium shaft and polypropylene blades. Were room is a pad problem these paddles will telescope from 28" - 42".

70



PADDLES

Canadian style paddles, made from heavily varnished deodar wood, with comfortable hand grip.

- 848- 82cm. (3') paddles.
- 1109- 137cm. (4') paddles.
- 1170- 152cm. (5') paddles.

Wooden Oars (complete with collars)

Wooden oars laminated from selected timber, with shaped handle and blade reinforced with a wedge Finished with a special varnish. Sold in pairs.

- 4074- Pair of wooden oars 150cm. long.
- 4350- Pair of wooden oars 165cm. long
- 4075- Pair of wooden oars 180cm. long
- 4076- Pair of wooden oars 195cm. long
- 4351- Pair of wooden oars 210cm. long
- 4077- Pair of wooden oars 240cm. long
(SECOND quality oars available less 30% off trade)


- 4434- Pair of jointed wooden oars 150cm. long
- 4349- Pair of jointed wooden oars 165cm. long
- 4435- Pair of jointed wooden oars 180cm. long.
- 4436- Pair of jointed wooden oars 195cm. long.
- 4437- Pair of jointed wooden oars 210cm. long.
(SECOND quality oars available less 30% off trade)



1991- Paddle holder, made from black polymer. Can be mounted on side or under storage lids. Keeps paddle in place under all conditions.

Plastic oar collars

- 838- 35mm. inside dia. oar collar
- 839- 45mm. inside dia. oar collar.



ROWLOCKS

Plastic rowlocks (sold in 5pr. packs.)

- 840- 57mm. dia opening, supplied without holders
- 841- 57mm. dia opening complete with top holders.
- 842- 57mm. dia. opening complete with side holders

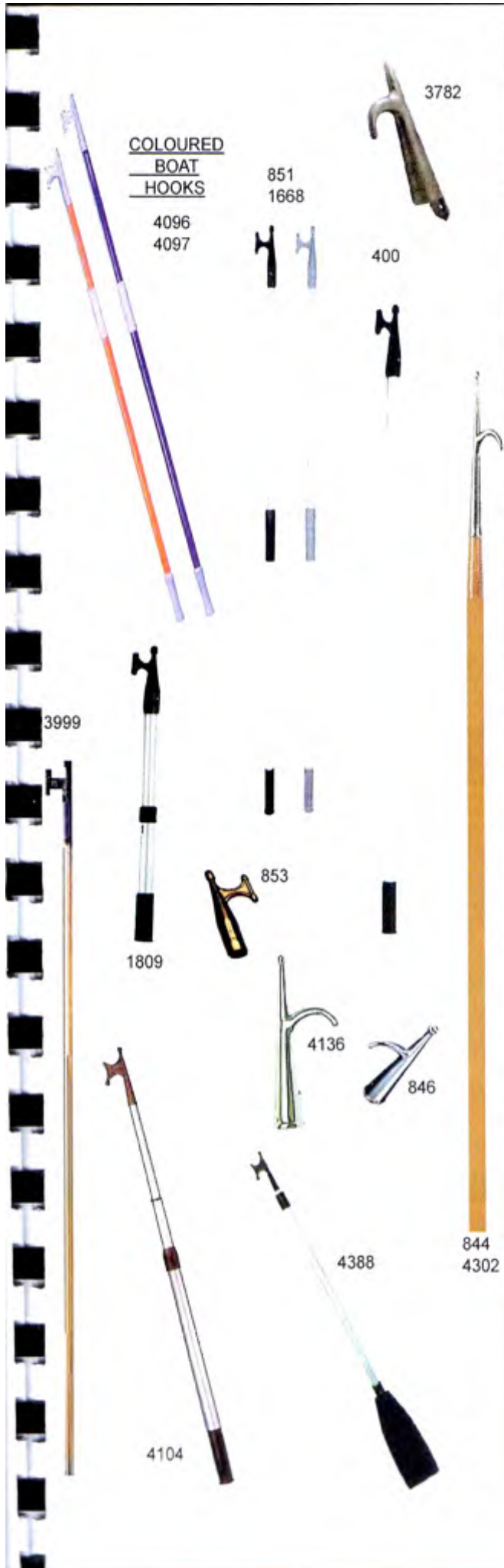
Galvanized rowlocks (sold in pairs)

- 802- 10mm. rowlocks c/w plates. Packed in bags of 5
- 803- 12mm. rowlocks c/w plates. Packed in bags of 5
- 804- 10mm. rowlocks only. Packed in bags of 5pr.
- 805- 12mm. rowlocks only. Packed in bags of 5pr.

Economy Galvanized Rowlocks (sold in pairs)

- 4156- 12mm. rowlocks c/w top plates.
- 4157- 12mm. rowlocks only.
- 3438- 12mm. rowlocks c/w side mounting plates





**COLOURED
BOAT
HOOKS**

4096
4097

851
1668

3782

400

3999

1809

853

4136

846

4388

844
4302

4104

BOAT HOOKS

Telescopic boat hook. Made from anodized alloy with a plastic boat hook. 3cm. dia. tubing. Adjusts from 130cm. (51") to 220cm. (86")

851- Black telescopic boat hook. 120cm. - 210cm.

1668- Grey telescopic boat hook. 120cm. - 210cm.

4096- Blue telescopic boat hook. 120cm.- 210cm.

4097- Red telescopic boat hook. 120cm. - 210cm.

1809- Telescopic boat hook. made from anodized alloy with a plastic boat hook. 3cm. tubing. Adjusts from 62cm. (24.5") to 91cm. (36")

844- Hardwood boathook with chrome brass hook end. 180cm..

4302- Hardwood boathook same as 844 but 210cm.

400- Anodized aluminium fixed boat hook with plastic hook end. 183cm. long. (6')

3999- Hardwood boathook with plastic boat hook end. 170cm.

4104- Telescopic boat hook, Xtra long 3 piece tubular aluminium section adjustable from 130cm. to 240cm.

4388- Telescopic aluminium paddle with boat hook. Adjustable from 120cm. - 165cm.

Boat hook ends

853- Plastic boat hook end to fit 22mm. pole. Will replace ends for 851, 1668, 1809 and 400. Bag of 5

846- Chrome plated brass boat hook. Will fit 27mm. pole, and is replacement end for 844.

4136- S/s boat hook to fit 34-35mm. pole.

3653- Galvanized boat hook end 8" long.



MASTS AND FLAG POLES

857- Mast light tower, in stainless steel, with shroud spreader and space for pennant. Also provides a mounting for navigation light. 74cm. (29") high.

Flag Poles

Wooden flagpoles, c/w plastic halyard cleat and some also have a 25mm. angled s/s holder.

861- 60cm. flagpole c/w base and halyard cleat
 4353- 75cm. pine flagpole with lanyard and truck roller
 862- 90cm. flagpole c/w base and halyard cleat
 4352- 90cm. mahogany flagpole halyard and truck roller
 3957- 100cm. (39") flagpole c/w base. and halyard cleat
 4354- 100cm. mahogany flagpole c/w halyard and roller

4155- 20mm. s/s flush base. (to fit 4303)

4154- Heavy duty 20-25mm. s/s base for pulpit fitting.

3096- S/s flagpole kit, designed for easy attachment to 22mm--25mm. dia. tube.

3097- S/s flagpole holder to fit 22mm.-25mm. tube. Sold as alternative to fit flagpole 861, 862 and 3957. To fit pulpit or hand rail.

1810- Stainless steel flag pole. Made from 25mm. s/s tubing, with rings for fastening flag. Comes c/w base made from chrome plated brass.. 25mm. x 80cm.

4303- S/s flag pole for flush and surface base. Fitted with rings for fastening flag. 20mm. x 60mm.

614- Chrome plated brass halyard cleat. 60mm. long (2 3/8") 2 hole fixing.

1814- Inglefield Hook.. Ideal for quick release on flagstaff poles.

3480- Red ensign, printed. With nylon rope. 30cm. x 20

519- Red ensign, printed. With nylon rope. 45cm. x 3

3481- Red ensign, printed. With nylon rope. 60cm. x 4

1994- Stainless steel 30 degree flagpole socket. ideal for fitting flagpole on stern of boat. 25mm socket.

3288- Stainless steel flag socket. Has a raked 60 degree angle and is supported by 3 holes for screws or bolts. To take 25mm. (1") flagpoles.

4374- Stainless steel flag socket, has raked angle and is supported by 4 holes. 25mm. 60 degree socket.

4098- Flagpole s/s base with 25mm. socket. Standard replacement for 861, 862 and 3957.



MANUAL INFLATABLE PUMPS

827- Economy priced medium duty single action 3 litre foot pump. Comes c/w all necessary adaptors.

826- Bravo 10. Large double chamber foot pump. Has two chambers one for volume and one for high pressure. Also supplied with visual pressure indicator to help prevent over inflation. Max. pressure 500mbar, c/w clips and a range of connectors. Also used to inflate fenders.

3123- Aluminium handle double action hand pump. Inflates on upward and downward stroke. Has Aluminium Handle for longer life. 2 x 2000cc volume, pressure up to 1 bar.

4165- Bravo 7M foot pump with built in gauge meter to allow the direct reading of the pressure. 0 - 8psi. Complete with all s/s steel metal parts and universal adaptors.

826- Double action med. duty hand pump. Inflate both on upward and downward stroke. 180 lt. per minute. Comes c/w range of inflatable connectons.

829- "Bravo 2". Heavy duty single action, 6.5 litre foot pump. Particularly suitable for synthetic or rubber coated fabric boats. Has reinforced coated bellow, reinforced hose and all metal parts are s/s. Comes c/w all universal adaptor.

4255- Economy heavy duty foot pump which can deliver up to 6 litre of air with each stroke. With reinforced hose and has universal connecting nozzles.

4385- Special inflator adaptor which will fit directly to any sort of valve, to ascertain pressure, in can be used in conjunction with a hand or foot pump by fitting gauge in inflator tubing. Will fit all sizes of popular tubing and is supplied with a selection of tube adaptors.

4390- Various sizes of tube adaptors to fit most common type of tube and valves to inflate with foot or hand pump.



12v. ELECTRICAL INFLATABLE PUMPS

825- 12v. Medium duty inflator, suitable for all inflatable. Will deliver 450lt. per minute of air per minute. Will not inflate. Made of lightweight plastic, supplied with battery attachment or socket to fit cigar lighter and range of inflatable connectors. 400lt. per minute. 0.70 psi. Will inflate or deflate.

1062- 12v. Heavy duty inflator Has maximum pressure 80Mbar. and output of 700lt. per minute. Comes complete with cigar socket connector or battery clips. Will inflate or deflate. Also is supplied with a range of connectors to fit all inflatables.

4389- Same as 1062 but max. pressure of 40Mbar complete with all adaptors.

3124- Bravo 12. This fast, reliable, powerful pump has automatic pressure regulator. Will inflate up to full work pressure. About 150lt. per minute, will inflate a 4 meter boat in about 8 minutes. Maximum pressure 300mbar (4.4 psi) Adjustable pressure from between 2.2psi to 4.4psi. will automatically stop at selected pressure. Comes complete with all adaptors.

3125- " Super turbo" high speed and high pressure 12v inflator. This very fast and powerful pump is the ultimate in electric inflators. Has a large air flow of 500lt. per min. Also has adjustable pressure up to 4.4psi. 300mbar.

<u>Boat size</u>	<u>Supertubo inflating time</u>
3.8m.	3 min.
4.8m.	6 min.
5.7m.	8 min.
6.6m.	9 min.
7.5m.	12 min.

3498- New version of 3125 "Super Turbo" high speed inflator. Now has automatic stop when desired pressure is reached. Has generally same performance as 3125 but with added advantage of pressure up to 11.7psi 800mbar.

4438- BRAVO BP12 The ultimate in 12v. inflators. Max. pressure 1 bar / 14psi. Has auto stop when the selected pressure is reached. Fitted with 1.70m. tube and 3m power cables. Complete with shoulder bag and adaptors. Can inflate and deflate.

4439- BRAVO BTP12 Manometer. Same as 4438 but is fitted with manual gauge to read pressure.

3612- 230v. mains inflator / deflator. high speed pump. Output of 800 litre per minute, with 2.7psi. pressure.



INFLATABLE ACCESSORIES

1175- Popular "Boston valve" complete, used by a large cross section of inflatable manufacturers. Two parts screw together onto the material.

830- Replacement screw in boston valve plug only. For 1175.

4254- Popular valve complete. Very high sealing capacity.

4376- Pack of 2 Boston valves each with different thread pattern, one is sure to fit regardless of brand.

4375- Pack of 2 multi-valve Boston valves each with different thread pattern. One is sure to fit inflatable. Also supplied with a "Shrader" screw in valve to inflate quickly at filling station or with vehicle foot pump.

1061- Replacement hose and adaptors for 827, 828 3133. and 3124

4105- Replacement hose and adaptors for 826, 829 3125, 3498 and 3612.

1645- Airbed plugs. On cards of 4, sold in bags of 10.

4013- Inflating adaptor for bayonet type valves like Bravo, Ceredi, Halkey Roberts etc. Fitted with range of washers for more adaptability.

4285- Inflatable adaptor for bayonet type valves. Will fit many of the popular inflatables.

Inflatable repair kits

832- Inflatable repair kit for neoprene boats. Each kit contains different sizes of neoprene fabric and tube of glue, together with finger protectors and applicator. Choice of colour, orange, white or grey.

831- Inflatable repair kit for PVC boats. Each kit contains several clear PVC patches and glue plus a spare valve.

1443- Inflatable boat and fender cleaner. Removes dirt, grime, scuff marks and oxidation stains. Safe for use on all vinyl and rubber surfaces. The quick and easy way to maintain inflatable boats and all boat fenders.

4274- Inflatable storage bag with padded top at the top of the bag to soften the ride on any type of inflatable seat. The bag provides you with extra storage space and is waterproof. Also features a shoulder strap which allows you to carry the bag when leaving the boat.



ROD HOLDERS

Deluxe multi-position rod holder Features locking ring that may be used for spinning and casting rods. The holder is also equipped with complete verticle and 360 degree horizontal movement.

1146- Deluxe rod holder with top mount.

1147- Deluxe rod holder with side mount.

3071- Deluxe rod holder with rail mount.

Economy plastic flush mount rod holder. Available in black or white, pre-drilled for 4 holes. Rod holders come complete with protective watertight cap. 4cm. inside dia. 25cm. long.

4306- New economy rod holder c/w attached cap. Black

4307- New economy rod holder c/w attached cap. White

823- Economy rod holder c/w separate cap. Black

1812- Economy rod holder c/w separate cap.. White

822- All stainless steel rod holder 48mm. dia. flush mount. Pre-drilled to take 3 screws. Comes with watertight cap.

821- Side mount ABS rod holder with flanged top, has 2 stainless steel holding brackets, 45mm. dia. inside. 222mm. long. 4 screw holding. White or black

3718- Side mount s/s rod holder with nylon liner, has 2 s/s holding brackets. Uses 4 holding screws.

1669- Triple rod holder Foam insert securely holds up to 3 rods. Base measures 200mm. x 60mm. In black ABS plastic. Supplied in pairs.

4357- Double rod holder with knife and pliers holder. 2 rods Made from UV stabilized plastic. C/w s/s screw set.

3922- Triple rod holder with knife and plier holder. Made from UV stabilized high density plastic. Easily assembled and cleaned. C/w s/s screw set.

4358- Four rod holder with knife and pliers holder. Made from UV stabilized plastic. C/w s/s screw set.

3036- Hand lead line, provided with 5mm. nylon rope. Total length 30m. Marked every meter with colour change and every 10m. Sounding lead 1.5kg. and with recess for wax.

4359- Rod storage rack to take 4 rods. Made from UV stabilized plastic c/w fittings.



1354



460



DECK HARDWARE

Barge Pole

460- Hardwood barge pole. Used for fending off canal and river banks. 3m. (10') long x 50mm. (2")

Gas Bottle Container Baskets

Gas bottle container baskets, ideally suited for mounting on stern transom of boat. Therefore avoiding the neccessity of encasing.

1354- Container in gold plated steel.

Galvanized Ring Bolts

Galvanized ring bolts. Made from drop forged steel.


799- 6mm. dia. shank c/w nut. and washer

800- 8mm. dia. shank. c/w nut

4308- 10mm. dia. shank c/w nut



806



799
800



801

Mooring Stake

797- Hot dipped galvanized mooring stake. 480mm. long. Fitted with large securing loop, 19mm dia.bar. Sold singly or in bags of 10.

Canal Lock Gate Key

801- New style galvanized canal lock gate key, with double sized head.

Canal Fender Rigging Screw

806- Galvanized rigging screw, hook and eye. 8mm. dia. thread. Adjusts from 170mm. (6.5") to 240mm.(9.5")

1430



Universal Deck Keys

1229- Universal deck filler key. Made of marine grade stainless steel and fits most deck plates in use. This handy pocket sized tool can also be used as a bottle opener.

1430- Marine grade stainless steel shackle tool. Can also be used as bottle opener and screw driver.



797



4370

Splicing Fid

Splicing tool with hardwood handle and s/s spike

1008- Splicing Fid. 180mm. long.

3883- Splicing fid. 280mm. long.



3581



1008

3883

3581- Double ended piling hook with ring for canal mooring.

4370- Utility magnet for metal object retrieval. Rubber coated, will lift over 40lbs.

Rubber Boat Fendering

812- Section "A" fendering, 25mm. (1") wide x 32mm. (1 1/4") deep. Sold in 36.6m. (120') length. Ideal for dingys, tenders and small boats.

813- Section "B" fendering, 32mm. (1 1/4") wide. x 45mm. (1 3/4") deep. Sold in 24m. (80') length. Ideal for speed boats, small cruisers.



812
813



1229



Strip shackle

Rigid eye snaphook



Swivel-eye snaphook



Safety hook



3257



910



931

SNAP HOOKS AND SHACKLES (packs of 10)"D" Shackles

866- 4mm.
867- 5mm.
868- 6mm.
869- 8mm.
870- 10mm.
3127- 12mm.

"Bow Shackles

871- 4mm.
872- 5mm.
873- 6mm.
874- 8mm.
875- 10mm.

Long "D" Shackles (pack of 5)

1504- 4mm.
1505- 5mm.
1506- 6mm.
1507- 8mm.

Strip shackles in 316 stainless steel. (pack of 10)

876- 4mm.
877- 5mm.
878- 6mm.
1813- 8mm.

Snaphooks Available in Brass or Chrome

Rigid and swivel-eye snaphooks, made from chrome plated brass, with s/s spring. (Packed in bags of 10.)
Put "B" or "C" at end of number.

Swivel-eye

911-82mm
912-95mm
913-117mm

Rigid eye

914-50mm
915-73mm
3391-82mm
3392-100mm

Stainless steel safety hooks (packs of 5)

1508- 50mm.
1509- 70mm.
1510- 100mm.

Carbine hooks

Carbine hooks, s/s and zinc plated, (Packed in bags of 10)

Stainless steel

921- 50mm.
922- 60mm.
923- 70mm.
924- 80mm.
925- 100mm.

Stainless steel with eye.

926- 50mm.
927- 60mm.
928- 70mm.
929- 80mm.
930- 100mm.
987- 120mm.

Zinc Plated

916- 50mm.
917- 60mm.
918- 70mm.
919- 80mm.
920- 100mm.

3257- Carbine ring. A clever and simple way to turn a standard carabine hook into one with eye. Just slips on and prevents movement of rope.



910- Utility snap-hook, zinc plated with 20mm. eye. 105mm. long. Breaking strain 700kg.

931- Heavy duty forged winch hook, zinc plated. 12mm hook opening x 90mm. long. Breaking strain 1000kg.

Snapshackles



Thimbles



DECK HARDWARE

Stainless steel Snapshackles.

Fixed eye

1701- 52mm. long, breaking strain 1800kg.
1702- 66mm. long, breaking strain 2800kg.

Swivel eye

1703- 70mm. long, breaking strain 1800kg.
1704- 87mm. long, breaking strain 2800kg.

Thimbles

Stainless steel Thimbles

1290- 2mm. s/s thimbles	882- 6mm. s/s thimbles
1260- 3mm. s/s thimbles	883- 8mm. s/s thimbles
880- 4mm. s/s thimbles	3417- 10mm. s/s thimbles
881- 5mm. s/s thimbles	

Nylon Thimbles

884- 5mm. nylon	889- 12mm. nylon
885- 6mm. nylon	890- 14mm. nylon
887- 8mm. nylon	891- 16mm. nylon
888- 10mm. nylon	

Stainless steel saddles (2 fixing holes)

S/s strip saddles

944- 27mm. long.
945- 38mm. long.
4173- 50mm. long
946- 60mm. long.

S/s bar saddles

1433- 51mm. long
1434- 57mm. long
1435- 63mm. long.

S/s deck saddle (Ideal for kicking straps)

3048- 6mm. dia. x 50mm. long

GUNMETAL DECK HARDWARE (packs of 10)

Halyard cleat

3793- Chrome gunmetal cleat 50mm long.

Lacing hooks

3783- Chromed gunmetal
3784- Bronzed gunmetal

Lacing eyes

3785- Chromed gunmetal
3786- Bronzed gunmetal

Fender eye plates

3788- Bronzed gunmetal (12mm.) eye 2 hole
3789- Chromed gunmetal (19mm.) eye 4 hole
3790- Bronzed gunmetal (19mm.) eye 4 hole

Galvanized Fender Eyes

3792- Galvanized fender eye (19mm.) 4 hole



DECK HARDWARE

Lacing hooks

- 1306- S/s lacing hook. 2 Horizontal holes (Pack of 50)
- 1087- S/s lacing hook. 2 vertical holes. (Pack of 50.)
- 1816- Anodized aluminium lacing eyes, 2 vertical holes (Pack of 50)
- Plastic lacing hook. Display card of 60. Available in black or white.
- 943- Black
- 1996- White

- 942- Black plastic tonneau buttons. (Pack of 50)

Fender eyes

- 947- Chrome plated brass fender snap hook. (Pk. of 2
- 948- Chrome plated brass fender eye. (Pk.of 20.)
- 949- Anodized aluminium fender eye. 2 hole. (Pk. of 2
- 1088- Anodized aluminium fender eye. 4 hole. (Pk. of 2

Canopy Hood Fittings

Nylon 3/4" tubing

- 938- Canopy rod end. 941- Canopy side fitting
- 939- Canopy tube clamp 898- Rod end / tube clamp
- 940- Canopy base fitting.

Chrome Plated Brass

3/4" tubing

- 732- Canopy rod end
- 733- Canopy tube clamp
- 731- Canopy base fitting.
- 734- Canopy side fitting.

7/8" tubing

- 3534- Canopy rod end
- 3535- Canopy tube clamp
- 3536- Canopy base fitting
- 3537- Canopy side fitting

- 4159- End for 19mm. tube 4160- Adjustable base fitting

Quick Release Canopy Fitting

- 3767- Quick release rod end. To fit 3/4" tubing.
- 3768- Quick release side mounting.



"U" BOLTS 316 s/s (c/w plate and nuts.)

- 895- 6mm. "U" Bolts. (Pack of 10.)
- 896- 8mm. "U" Bolts. (Pack of 10.)
- 897- 10mm. U" Bolts. (Pack of 5.)

RIGGING SCREWS (316 s/s)

Fork to fork Open body (pack of 5)

- 899- 5mm. thread
- 4007- 6mm. thread
- 4008- 8mm. thread

Fork to fork Closed body (pack of 5)

- 1817- 4mm. thread
- 3432- 5mm. thread
- 1818- 6mm. thread
- 1819- 8mm. thread.

Stainless steel Rings

- 2058- 4mm. x 30mm. s/s ring
- 2059- 5mm. x 40mm. s/s ring
- 2060- 6mm. x 50mm. s/s ring
- 4444- 8mm. x 40mm. s/s ring
- 2061- 8mm. x 50mm. s/s ring

Stainless Steel Split Rings.

- 3140- 1mm. x 14mm.
- 3141- 1.2mm. x 16mm.
- 3142- 1.5mm. x 20mm.
- 3143- 1.5mm. x 22mm.
- 3144- 1.5mm. x 25mm.
- 3145- 2mm. x 30mm.

Stainless steel ring plate

- 3146- 5mm. ring. base is 35mm. x 30mm.
- 3147- 6mm. ring. base is 40mm. x 35mm.
- 3148- 8mm. ring. base is 50mm. x 40mm.

Stainless steel eye plate

- 3149- 5mm. dia eye. base is 35mm. x 30mm.
- 3150- 6mm. dia. eye. base is 40mm. x 35mm.
- 3151- 8mm. dia. eye. base is 50mm. x 40mm.

4332- S/s quick release pin with spring loaded ball and ring pull. 6mm. x 30mm.

EYE BOLTS

904- Double eye-bolt, made from chrome plated brass. Ideal for inflatables, when wanting an eye on the inside and outside of the transom. Machine screw can be cut to suite thickness of transom.

Eyebolts 316 stainless steel

- 1671- 6mm. dia. x 60mm. long. thread
- 902- 8mm. dia. x 80mm. long. thread
- 3533- 10mm. dia. x 125mm. long. thread

1705- Polished s/s eye nut with 8mm thread.

2053- Polished s/s eye nut with 10mm. thread.

82



950
951
952



3482
3483
3484




3496
3497



955



956



2054



2055
3189

new

TOMAX FASTENERS



3524
3525
3526
3527
3528
3529



958



959
3750

LIFT THE DOT



962



960
1363



961
4310



965



964

TURNBUCKLE



966



963

CANOPY FITTINGS

- Brass eyelet and chrome plated press stud kits, complete with punch and die. Eyelets only
- 950- 8mm. (5/16") Eyelet kit | 3482- 8mm. (5/16") eyelet (pack of 50)
 - 951- 10mm. (3/8") Eyelet kit. | 3483- 10mm. (3/8") eyelets (pack of 25)
 - 952- 12mm. (1/2") Eyelet kit. | 3484- 12mm. (1/2") eyelets (pack of 25)
 - 953- Material to wood Press stud kit. (PP 101)
 - 954- Material to material press stud kit. (PP 100)
 - 955- Button and socket only (female) pack of 50
 - 956- Eyelet and stud only (male) pack of 50
 - 2054- Male press stud c/w 10mm. s/s screw.
 - 2055- Male press stud clip to fit 19mm. windscreen.
 - 3189- Male press stud clip to fit 25mm. windscreen.
 - 3496- Nylon turnbuckle, single male..
 - 3497- Nylon turnbuckle ring and washer, female.
 - 958- Socket and plate (female)
 - 959- Screw base (male) | 3750- Double screwbase
 - 960- Self tapping screw, single (male)
 - 1363- Self tapping screw, double (male)
 - 961- Machine screw & nut (male)
 - 4310- Machine screw & nut (male) double.
 - 962- Canopy to canopy clinch (male)
 - 963- Turnbuckle ring & washer (female)
 - 964- Canopy to canopy stud and plate (male)
 - 965- Turnbuckle stud, single. (male)
 - 966- Turnbuckle stud, double (male)
- Canopy Tensioners
- 932- 75mm. canopy rubbers. Packs of 50,100, and 1000
 - 937- 150mm. canopy rubbers. (Packs of 50.)
 - 352- 75mm. canopy ball loops. Packs of 50 and 100
 - 3262- 100mm. canopy ball loops. Packs of 50 and 100
 - 353- 150mm. canopy ball loops. Pack of 25.
- Tomax Fasteners
- 3524- Stud with screw | 3527- Canopy stud / wa
 - 3525- Stud with nut | 3528- 2 hole stud
 - 3526- Lifting cap (female) | 3529- Locking key for 3



352



3262



353



937

932



967



3643



936



3914



1965



972
973



3554



969

KEY FOBS

Very popular cork key floats. Will carry a large number of keys without sinking. Uses 8mm. rope and s/s key ring.

967- Cork key ring in bags of 10 (see price list for quantity discounts.)

3643- "Oval" cork key ring, for a less bulky alternative to standard round type. 10 per bag.

936- Double cork key ring in bags of 10.

3914- Floating key buoys, watertight, used to store small items such as money etc. Distinctive colour top snaps apart. Comes in red and green. Pack of 10.

3554- Now recover your keys in no time at all with this unique product, no matter how many keys are attached. If key holder is dropped into the water the built-in float will detach and float to the surface above the keys, but connected to 30m. (100') of line. Keys are then simply hauled up

969- Banana key floats in floating vinyl covered foam with key chain on display card. Assorted colours

1965- Assorted outboard motors in floating vinyl covered foam with key chain. On display card of 10.

Self Adhesive signs in 2 sizes, (packs of 10.)

972- "NO SMOKING" 15cm. dia.

973- "NO SHOES" 15cm. dia.

1984- Large 25cm. "NO SHOES" plastic sign. This is not a sticker, but is designed to hang by means of a cord on the side of the boat or cabin when moored. Particularly useful to use at Boat Shows when showing people around the boat.

84



3613
3614
3615



3616
3617
3618
3619



4392
4393

DOG BUOYANCY AIDS



Small
15-20 lbs. 7-9 kg.



Medium
20-50 lbs. 9-23 kg.



Large
50-90 lbs. 23-40 kg.



X-Large
Over 90 lbs. 40 kg.



Children and Adult Life Jackets

100 Newton lifejackets, fitted with crutch strap, to prevent riding up. Retro-reflective tape, for night-time recognition, a fold back collar and whistle. Designed with a self-righting ability to assist distressed sailors turn safely on their backs.

Children Sizes(100 Newtons)

- 3613- Baby/Toddler 1-2 years (3 - 10kg.)
3614- Child 2 - 5 years (10 - 20kg.)
3615- Child 5 - 8 years (20 - 30kg.)

Formula(100 Newtons)

Childrens high security buoyancy aids with two security belts with quick release buckles, one security groin sling with a security quick release buckle and waist band. With reflective band and whistle.

- 4057- Child 2 - 5years (10 - 20kg.) 60-75cm.
4058- Child 5 - 8years (20 - 30kg.) 70-85cm.

Adult Sizes (50 Newtons)

- 3616- Teenager/small adult (30 - 50kg.)
3617- Medium adult (50 - 60kg.)
3618- Large adult (60 - 70kg.)
3619- X - Large adult (over 70kg.)

Formula (50 Newtons)

Buoyancy aid for all water sports. Practical and very comfortable for occasions when slightly more security is needed. 1 quick release buckle and 2 ties.

- 4392- Medium 45-60kg. (90-105cm.)
4393- Large 60-75kg. (100-115cm.)

Dog Buoyancy Aid

Universal dog vest with adjustable straps , handle. and built in security ring for lead.

YELLOW

- 4318- XXS up to 7lb. (3kg.)
4080- XSsmall up to 15lb. (3-7kg.)
3020- small 15-20lbs (7-9kg.)
3485- medium 20-50lbs. (9-23kg.)
3486- large 50-90lbs. (23-40kg.)
3872- X large Over 90lbs. (40-50kg.)
4368- XX large Over 110lbs (50kg.)

POKERDOT RED

- 4304- XXS up to 7lb (up to 3kg).
4315- XS up to 15 lb. (3 - 7kg.)
4316- S up to 20lb. (7 -9kg.)
4317- M up to 50lb. (9-23kg.)
4318- L up to 90lb. (23 - 40kg.)

Note

Free dummy dog for display when buying 10 or more dog jackets.



4395
4396
4397



4319



3979
3980



4342



4367



1385
1386
1387

"FORMULA" (100 Newtons)

Water racing life-jacket. Manufactured up to required level for competition work. Fastening with full opening zip, with 2 security belts with safety quick release buckles and groin slings. 100-120 Newton. Comes in 3 sizes.

- 4395- Medium 100 Newtons (45kg. - 60kg. 90 / 105cm.)
- 4396- Large 110 Newtons (60kg. - 75kg. 100 / 115cm.)
- 4397- X-Large 120 Newtons (75kg up. 110cm. up)

"Parmaris" 150 Newton Lifejackets

Made in U.K. these fully CE approved jackets has a minimum of 150 Newtons of buoyancy and comes in a soft easy to wear cover with a 3D comfort finished neck, complete with a closed bottom edge and high specification edge binding.

Has a choice of operating system either Auto or manual and with or without harness. Uses lightweight, high strength self locking buckles, or 316 marine grade stainless steel closures and fittings on the harness model. Comes with disposable gas cylinder that is easily rearmed and repacked after use. Available in either Navy blue or Red.

- 3973- Manual Lifejacket (Red)
- 3974- Manual Lifejacket (Navy Blue)
- 3975- Auto Lifejacket (Red)
- 3976- Auto Lifejacket (Navy Blue)
- 3977- Auto Harness Lifejacket (Red)
- 3978- Auto Harness Lifejacket (Navy Blue)

4319- Auto junior harness Lifejacket, with built in crotch strap and height adjustment tunnels on the backstrap. To fit young persons of 20 - 50kg. Optisafe Auto operating head and view window.

- 3979- Re-arm kit for Manual Jacket.
- 3980- Re-arm kit for Auto Jacket.

4367-Emergency light, operated as soon as battery is immersed in sea or fresh water. Has off or auto. switch.

4342- Crutch strap. Prevents jacket from riding up.

Engine Cover Bags

Engine cover bags, made from viable plastic with cord.

- 4143- Xtra small engine cover up to 15HP.
- 1385-Small engine cover up to 30HP.
- 1386-Medium engine cover up to 60HP.
- 1387-Large engine cover up to 90HP
- 4079- X Large engine cover up to 150HP



"APEX" FOLDING BICYCLE

This folding bike offers quality and portability with steel frames for strength and a unique folding mechanism which makes it versatile and compact. Simple and quick to fold away but weighs under 14kg. Can be easily packed away into any caravan boat or car.

Technical

6 speed derailleur gears
Kickstand with lock system
Luggage rack and mudguards
Suspension
Folding pedal c/w reflector
Comfort saddle with spring
Front, rear and wheel reflectors

4272- Fold-away bicycle



ELECTRIC FOLDING BICYCLE

This folding bike has Electromotion assistance. Using a 36V. 10A Li-ion battery. Can be used as a normal bike with the ability of using the twist throttle speed control to assist on hills or on longer distances.

Technical

6 speed derailleur gears
Kickstand
Aluminium Frame
240v. charger
Speed 25km/h
Front and rear suspension
Sprung saddle
Mudguards

4273- Fold-away electric bicycle.



Shoes



Boots

"Olympic" 3mm. double lined neoprene shoe with hard sole and protective heel and toe rubbers.

1848- Please state size needed. (all same price)



Economy Gloves



Neoprene Pro gloves

"Olympic" 5mm. double lined neoprene boots with inside zip, protective toe and heel cover.


1292- Please state size (all same price)

Economy synthetic gloves with non-slip palms. Has elasticated wrist, is lined and breathable.

1966- S, M and L sizes. (all same price)

Neoprene 3mm leatherette gloves, wrist straps

1293- S, M, L, XL, XXL (all same price)



HATCHES

Round Hatches

Waterproof plastic hatch covers, screw top allows easy removal.

- 1131- 4" (100mm.) Inside dia. hatch cover Black
- 1876- 4" (100mm.) Inside dia. hatch cover White.
- 3620- 4" (100mm.) Inside dia. hatch cover Clear
- 824- 6" (152mm.) Inside dia. hatch cover Black
- 1877- 6" (152mm.) Inside dia. hatch cover White.

1878- 10" O.D. (265mm.) hatch cover White. Has pull and twist access door. Can be fitted with lock (Part number 1204.) Dia. of opening 7 1/2" (19cm.)

3412- 12" O.D. (315mm.) hatch cover. Has pull and twist access door. Can be fitted with lock. White Dia. of opening 9 1/2" (235mm.)

"Nuova Rade" Square Hatch covers

Waterproof plastic hatch covers, with pull and twist access door Can all be fitted with optional lock. (Part number 1204)

1201- 11" x 7" (280mm. x 180mm.) i. d. rectangular access hatch. (375mm. x 275mm.) o.d. Grey

1879- 11" x 7" (280mm. x 180mm.) i. d. rectangular access hatch. (375mm. x 275mm.) o.d. White.

1202- 16 1/4" x 14 1/4" (416mm. x 362mm.) i.d. rectangular access hatch. (463mm. x 517mm.) o.d. White.

1203- 19 1/2" x 10" (500mm. x 250mm.) i.d. rectangular access hatch. (600mm. x 355mm.) o.d. white.

1204- Universal lock to fit all hatches. Will easily install into handle mould, allowing stowage of valuable items

"ECONOMY" HATCH COVERS

Waterproof access hatches made from strong plastic UV resistant material comes in 2- sizes

3964- 11" x 7" (280mm. x 180mm.) i.d. white only. (377mm. x 277mm.) o.d.

4401- 15" x 15" (380mm. x 380mm.) o.d. white only. (400mm. x 328mm.) o.d.

3965- 19 1/2" x 10" (500mm. x 250mm.) i. d. white only. (600mm. x 348mm.) o.d.

88



1205



3991



3012

1206



716



715

HATCHES

1205 -12" x8" (300mm. x 200mm.) rectangular access hatch with box. Can be used as a tackle compartment and is supplied with 4 sliding draws allowing anglers to have dry built in tackle storage.

3991- Rectangular hatch, same size as 1203. 19 1/2" x 10" (500mm. x 250mm.) has internal plastic pocket for storage. Double handle.

Glove Box

Detmar glove box compartment, moulded from rugged plastic. Lid is hinged with s/s pins and contains a marine push-button lock and 2 keys.

3012- Glove box.

1206- "Detmar" fixed window. This tough polycarbonate window is tinted and flexible enough to fit curved surfaces. Supplied with interior trim ring.

Transom Pads

716- Small outboard transom pad, made from non-slip plastic. Also prevents outboard clamps from damaging boat transom. 255mm. long x 86mm. wide.

715- Aluminium outboard transom pad, for use with most motors that have toggle clamps. Also fitted with a retaining eye, to fit a safety lanyard.

ECONOMY HELMSMAN SEATS



3173



3411



1181




4463



4247



3862



3863

1181- "Action" delux moulded fold down helmsman seat, ideal for open fishing boats. and dorys.
Colour, White seat with navy blue and white cushions.

3411- Economy version of 1181, supplied without cushions, ideal for open boats.
Colours white or grey.

3173- Padded trolling seat. Base is fitted with "T" nut inserts for quick attachment to swivel or pedestal.
Colours, Blue, Navy blue , grey, dark green and charcoal

4463- Deluxe all weather seat, made from corrosion proof polypropylene seat shells, with s/s fastenings. seat cushion and back cushion can be removed for cleaning purposes or for laying up at end of season.
Blue and white.

4247- Cruistlye Hi-back contoured deluxe seats. This seat features no-pinch design hinge with s/s pin. Seat height 26" x width 21 1/2" x depth 19 1/2". Colour only red and white.

3862- Low back fold down premium seat, with standard 5 1/4" hole pattern for pedestal, swivel. Seat height : 19" Width : 16" Depth : 14"

Single colours only. (86203)
White, Navy blue, Grey, Blue.

3863- Large high-back fold-down seats. Has wider seat for support. Standard 5 1/4" hole. (86201) pattern for pedestal or swivel. c/w mounting screws. Seat height : 22" Width : 17" Depth : 15"

Single Colours

Navy Blue
White
Beige

Double Colours

Grey / Charcoal
Grey / Red



4373



3864

new



4464



4268



4018

HELMSMAN SEATS

4373- Premium folding seat. With high impact plastic frames for year of rugged dependability, while the extra high back provides ample back and shoulder support. Upholstery is marine grade vinyl.

Treble Colours (86215)

White / Grey / Charcoal
White / Red / Charcoal
White / Blue / Charcoal

3864- Large high-back fold down delux seat. Has wider seat for more support. With standard 5 1/4" hole centres. Seat height : 24" Width : 17" Depth : 20 1/2"

Treble Colours (86211)

White / Grey / Charcoal
White / Red / Charcoal
White / Blue / Grey

4464- Premium High-back seat specially billowed to bring comfort to the body. Marine grade vinyl and thick cushions are built on high impact plastic frame. Hinges and fittings are made from corrosion resistant aluminium. Seat height is 22" x Width is 17" and depth is 15".

Colours (86209)

Navy Blue
Grey / Charcoal
Grey / Blue

4268 - Big Man de-lux seats. Built to fit larger boaters. with high impact plastic frame, mildew and UV resistant vinyl. Seat height : 26" Width : 21 1/2" Depth : 22"

Double Colours (86104)

Grey / Charcoal
Grey / Blue

Universal Seat Arms.

Fits all makes of helm seat. Formed from drilled alloy extrusions with thick padded armrests for extra armchair comfort. Supplied in pairs. Colours Navy blue, white and Charcoal. Screws under base of seat.

4018 - Pair of Armrests. Navy blue only.

SEAT SUPPORTS



4153- Adjustable table pedestal. Made from Anodized Alloy. Base is 235mm. Adjusts from 370mm to 750mm.

4081- "MMS" 12" fixed mount aluminium pedestal. With swivel top.

3993- Same as MMS 12" but with adjustable seat slider.



3867- "MMS" 20" fixed mount aluminium pedestal, with positive locking swivel.

3994- Same as MMS 20" but with adjustable seat slider.

3840
4333
3841

3212- "MMS" 30" fixed mount aluminium pedestal, with positive locking swivel.

3995- Same as MMS 30" but with adjustable seat slider.



3840- "MMS" adjustable alloy pedestal with positive locking swivel. Adjusts 14" to 20" (355mm. to 510mm.)

3996- Same as 3840 but with adjustable seat slider.

4333- "MMS" adjustable alloy pedestal with positive locking swivel. Adjusts 19" - 26" (480-633mm.)

3841- "MMS" adjustable alloy pedestal with positive locking swivel. Adjusts 20" to 30" (500mm. to 760mm.)

3997- Same as 3841 but with adjustable seat slider.

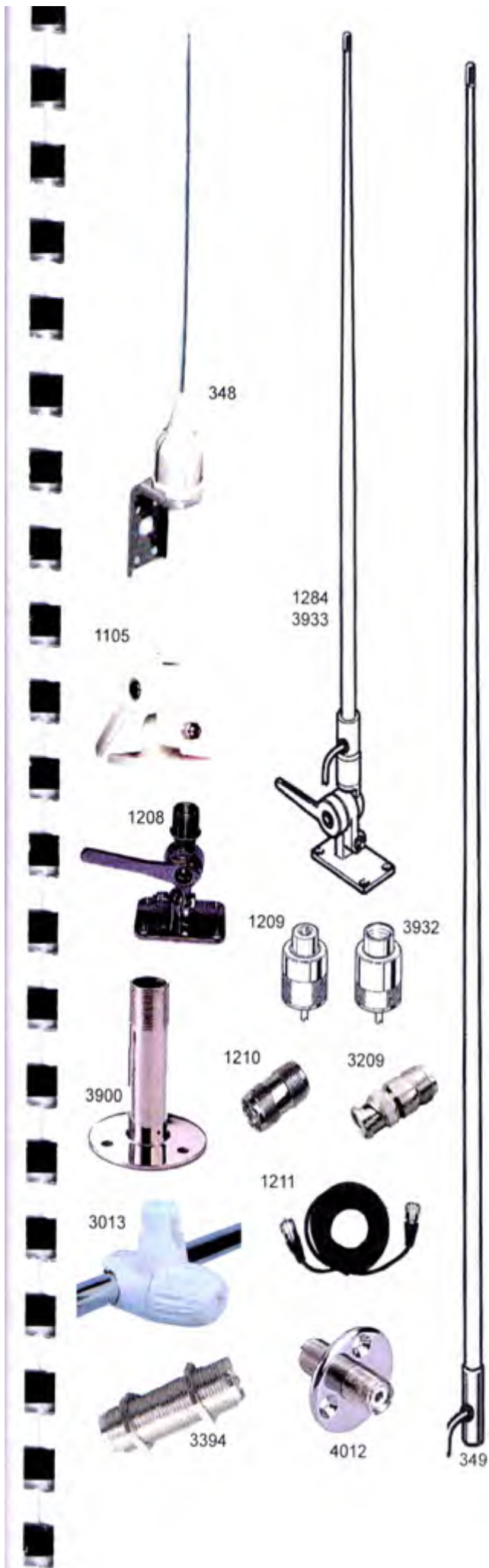


3842- Seat slide for pedestal. adjusts back and forward. Fits 1065, 3867, 3212, 3840, 3841, only.

3211- "MMS" Fixed s/s pedestal. 70cm. high (28") Has positive locking swivel top.



1049-"Garelick" side mount helmsman seat support. Made from aluminium. Uses sockets on seat and deck to remove "H" section legs when seat not in use. Seat is attached to gunnel by 2 hinged brackets, which when "H" section is removed lower seat to side of boat. Does not include seat.



"BANTEN" ANTENNAS

348- "Whip" section GRP aerial with low windage. Comes complete with a stand off bracket. 20 foot (6.1m.) of RG58A cable and PL 259 connector. Aerial length 1m. and made from stainless steel.

349- "Economically" priced 8 foot (2.44m.) aerial. White tapered GRP aerial is extremely strong. It has a bonded chrome plated brass ferrule with standard 1" 14 TPI thread. Fitted with 25 foot (7.6m.) RG58A cable and PL259 connector. Base not included.

1284- "Economy" 3 foot (1.20m.) fibreglass whip aerial with bonded white ferrule and a U.V. resistant fully adjustable ratchet base. For use on smaller boats. This aerial can be mounted almost anywhere. Has 20 foot (6.10m.) of RG58A cable and PL259 connector.

3933- Economy 5' (1.52m.) Fibreglass aerial with nylon base. Fitted with an adjustable four way nylon ratchet. Has 20' (6.10m.) cable and PL259 connector.

Aerial Mountings

Aerial swivel mountings, with 1" 14 TPI thread. Suitable for horizontal or vertical surface mounting. They will adjust in 2 planes to obtain best position and fold down to avoid any obstructions.

1105- White U.V. resistant nylon aerial base.

1208- Stainless steel aerial base.

3900- Stainless steel fixed base mount. 4" high. Ideal for fitting to radar arches or "A" frames.

3013- White U.V. resistant nylon aerial base to fit guard rail.

Aerial Cable Connectors

1209- PL259 chrome plated plug to fit RG58 cable.

3932- PL 259 chrome plated plug to fit RG213 cable.

1210- PL258 chrome plated brass in line connector

4012- Cable in line connectors for bulkheads.

1211- Aerial cable extension, with 20 foot cable.

3209- UHF hand held radio adaptor, enables your hand held radio to use a larger VHF antenna.

3394- Double female bulkhead connector. Use when connecting 2- PL259 male connectors through bulkhead.

94

684
685
686
687
688
3037



3201

4038



3880

3654
3014
3697
3698



ECONOMY FENDERS



1497



3822



225



4166



3431



3564



690

Standard Fenders (Blue or White)

685- 30cm.x 90cm.(12"x 4") 688- 64cm.x 20cm. (25")
686- 40cm.x 12cm.(16"x 4 1/2") 3037- 81cm.x 20cm. (32")
687- 56cm.x 20cm. (22"x 8")

Canal boat fenders (Black)

1497- Heavy duty, flat sided (only 2 1/2" deep) with solid eyes. 430mm. x 120mm. (17" x 5")
3201- Slimline round canal fender, 40mm. dia. x 500mm.
3880- Heavy duty side fender for more traditional narrow boats. Made from solid rubber 20" longx 2" wide and can be positioned either lengthwise or perpendicular to side of vessel. Supplied with black h/d 3 strand rope. 7'6" long
4038- Heavy duty side fender same as 3880 but 13" long

Economy Boat Fenders (with inflating valve)

3654- Inflatable fender made from durable marine vinyl with reinforced eye grommet. 410mm. x 120mm. (16" x 4 1/2")
3014- Inflatable fender made from durable marine vinyl with reinforced eye grommet. 510mm. x 140mm.(20" x 5 1/2")
3697- Inflatable fender made from durable marine vinyl with reinforced eye grommet. 560mm. x 152mm. (22" x 6")
3698- Inflatable fender made from durable marine vinyl with reinforced eye grommet. 660mm. x 178mm. (26" x 7")

Bow Fenders

691- Small 230mm. x 130mm. (9" x 5") 3 eye grommet.
692- Medium 430mm. x 170mm. (17" x 6 1/2") 3 grommet.

Corner Fenders (Blue or White)

690- Light duty, come complete with horseshoe mounting plates. 210mm. x 210mm. x 90mm. deep. Sold in pairs. The fenders are ideal for canal boats with limited clearance particularly when going through locks.
3564- Heavy duty, complete with plates, sold in pairs.

Mooring Buoys (Red or Orange)

225- Medium mooring buoy with easy grab handle and reinforced shackle eye. 330mm. x 200mm. (13" x 8")
3822- Economy pick-up buoy. 390mm H x 250mm. W

3431- "Anchor" fender inflation kit. Includes pump and flexible adaptor with screw in needle inflator.

Fender Holders

3874- Double fender bracket made from s/s. Comes in two sections and is fully adjustable for height. Will fit 687, 688 and 3037 fenders, or any fenders up to 210mm. dia. Brackets will fit up to 25mm. tube.

4166- Marker buoys, 7" dia. with single eye. Comes in assorted colours.



HULL HUGGER FENDERS

Hull hugger fenders hinge to not only protect the hull but also ensure gunwale is protected. Can also be used as a flat fender too. Made from durable tri-laminate material with polycarbonate grommets. white only.

3876- Hinged contour fender, 24" long x 6 1/2" wide x 2 1/2" thick. white only.

3877- Hinged contour fender, 30" long x 6 1/2" wide x 4" thick. white only.

3878- Flat fender 26" long x 6 1/2" wide x 2 1/2" thick.

3879- Corner fender, can be used to protect dock edges or as a corner fender on boat. 10" x 10" each side by 4" wide x 2.1/2" thick. 4 mountings in each corner.

Fender Hooks

3562- Fender hook made from plastic to fit onto pulpit or hand rails.

3563- Fender hooks made from plastic to fit on side or safety cable side cables.

1439- Acetone, used for thinning gel coat and resins. Good cleaning agent. 1 Litre. can.

3008- Acetone, 1 Gal. (4.5litre) can.

4037- Traditional narrow boat fender, made from black synthetic polyester. Has compacted rubber core therefore will not loose its shape. Size 30cm. wide x 19mm. deep. Has 5mm. galvanized chain for attaching to boat.

4099- Traditional long button narrow boat fender made from black polyester. Has compacted rubber core, will therefore not use its shape. Size : 30cm. wide x 34cm. deep. Has 5mm. galvanized chain for attaching to boat.

4101- Traditional bow narrow boat fender, same spec as 4037, Size : 66cm. long x 25cm. wide.

4122- Traditional narrow boat fender, same as 4037 has colour coding. blue standard, but most colours available.

4123 - Traditional large boat fender, same as 4099 has colour coding. blue standard, but most colours available.

4124- Traditional "Tipcat" fender, same spec as 4101.

Dow Corning Silicone Sealants

1040- WHITE marine silicone 78ml. tube with applicator

1041- CLEAR marine silicone 78ml. tube with applicator

1993- BLACK marine silicone 78ml. tube with applicator

1503- CLEAR Marine silicone 310ml. cartridges.

1675- BLACK Marine silicone 310ml. cartridges.

1979- WHITE Marine silicone 310ml. cartridges.



"STARBRITE"

3268- Deck cleaner foams out ground in dirt and stains. Leaves a protective coating to repel dirt and stains. No hard scrubbing or rubbing required.

3626- Boat cover cleaner. Removes dirt and stains from boat covers, sail covers, bimini tops and tarps. Safe on all fabrics.

4478-Ez-on Hull and bottom cleaner. Removes barnacle rust etc. Takes away scum line quickly and easily. Water based environmentally freindly formula.

3924- Specially formulated aluminium cleaner to clean and brighten dull aluminium without hard rubbing.

3803- Stain buster rug cleaner. Removes oil, grease, pet stains and odours, is safe for all kinds of carpet. repels future staining. Spray and wipe. 22fl. oz. bottle.

1442- Hull cleaner. For removing yellowing, stains, rust scum and marine growth on fibreglass hulls.

1443- Inflatable and fender cleaner for use on rubber and vinyl surfaces, removes grime, scuff marks, stains

3624- Vinyl cleaner and polish. Cleans shines and protects all vinyl. Prevents drying out and cracking.

Radar Reflectors

Compact reflectors with a higher efficiency than the traditional thromboided types. 2.5 nautical miles.

4152- Short powerboat reflector designed for "A" Fra on "Ribs" and powerboats. Can also be fitted to deck Comes c/w fitting kit. 14" long. x 50mm.

3160- As 4152 but longer version. 22" long.x 50mm.

3161- Designed for sailing boats. Features grooves t fit to shrouds.

4151- Fitting kit for powerboats.

4251- Fitting kit for sailing boats.



"McKLORDS BOAT MAINTAINANCE PRODUCTS 97

4059- Marine polish, gives a sparkling shine to both old and new boats, leaves a clean and hard finish. 1 Ltr..

4061- Black streak remover, removes stubborn black streaks off GRP painted or metal surfaces. 1 Ltr.

4062- Boat wash in a bottle, mixed with water, it will instantly remove grime, grease and mildew. 1 Ltr.

4065- Inflatable boat and fender cleaner. Removes dirt grime, scuff marks, oxidation stains. Safe for use on all rubber and vinyl surfaces. The quick and easy way to maintain inflatable boats and boat fenders. 1 Ltr.

4068- Sail and canvas cleaner. Removes dirt, grease and mildew stains, ideal for boat covers, bimini tops and sails. Equally good for nylon or dacron sails. 1 Ltr.

4219- Waterproofer, combines waterproofing with stain protection. Will penetrate fibres in sportsboat covers, sail covers, outdoor clothing and footwear. Spray on to dry.

SIMONIZ "ROYALE" MARINE BOAT CARE

New range of "Simoniz Royale" boat maintenance products. Following the top quality and reputation of their household range.

4451- Fibreglass colour restorer, safely removes light oxidation from fibreglass gel coat. Pint bottle (6 per case)

4452- Boat wash. Removes dirt and grime, cleans stubborn stains, mold and mildew. Streak and spot free. Biodegradable. Quart. (6 per case)

4453- Non-abrasive liquid formula fibreglass boat cleaner. Cleans, polishes and protects. Removes Algae, oil and rust stains. Pint (6 per case)

4454- Hull cleaner. A powerful cleaning formula for hulls and decks. Safe for fibreglass, metal and painted surfaces. Quart. (6 per case)

4455- Vinyl cleaner. Cleans and restores with UV protection. Removes dirt from soiled vinyl, plastic and rubber surfaces. 22oz. spray. (

4456- "Meguirs" inflatable boat cleaner. Removes dirt grime, bird droppings, oil, grease and other stains. For inflatables, ribs, fenders etc. 16oz. spray. (6 per case)

4457- "X 14" mildew stain remover. For treatment and removal of mildew. 32oz. spray. (12 per case)

4458- Moisture absorber. Prevents mildew and odors. Used were moisture, mildew, mold or musty oodors are a problem. 12oz. tub (12 per case)



3873

3802
3670

1438

3968
39694251
4252

4450



3645

3851
3808
3809

QUEAZ-AWAY

3873- Universal fitting wristband. Wristband exerts pressure on wrist points to minimise or eliminate travel sickness.

Polyester Resin

1438- A general purpose polyester resin, with good strength and excellent wettability. Hardener included. 1 litre tin.

TEAK CARE PRODUCTS

Starbrite Premium Teak Oil, Cleaner, Brightener

Seals and protects teak and other fine woods with long lasting formula that contains ultraviolet absorbers to resist weathering.

3802- Teak oil 32oz.

3967- Teak cleaner 32oz.

3968- Teak brightener 16oz.

3969- Teak brightener 32oz.

4251- Teak cleaner that makes teak almost maintenance free. Replaces teak oil and never turns black. 473ml bottle

4252- Teak cleaner same as 4251. 950ml. bottle.

Epoxy Sticks

4450- "Loctite" power putty. Unique non-irritant epoxy technology suitable for wood and metal. 48g. stick.

1224- Evercoat "Epoxy sticks" repairs and patches metal, fibreglass, wood etc. Works on damp surfaces. Can be mixed by hand in 1 minute. Perfect for emergency repairs.

3645- Fold-away water carrier, made of non-toxic P.E. Has two moulded handles, one built into the top for easy carrying and the other on the side for easy pouring. Folds flat for storage. 22lt. capacity. Supplied with tap.

"Scoot-gard" Non Slip Matting

Where slipping and rattling is a problem use "Scoot-gard" a special PVC compound with a strong polyester fabric support protects lamps, radios, crockery, etc.

3851- Place mats 1' x 17" (305mm. x 430mm.

3808- Roll of nonslip matting. 12' x 1' (366cm. x 305mm

3809- Roll of nonslip matting. 180' x 1' (55m. x 305mm
Colours : Desert sand, grey, Burgundy, green.



BOAT DECK CLEANERS

Brushes

Lightweight polymer fibre brushes that do not stain, discolour or become brittle. Resists chemicals, will not rot mildew or absorb odors.

- 3934- Economy 8" scrub brush for heavy dirt and stains.
- 3935- Economy 8" soft brush, will not scratch.
- 3936- Big boat 10" scrub brush for heavy dirt and stains.
- 3937- Big boat 10" soft brush hold water for easy washing.

Mops

- 3938- Absorbant synthetic chamois
- 3939- Cotton rope type mop.

Handles

- 3940- Economy handle with strong inner core with a durable plastic coating for corrosion resistance. A one piece handle with screw end. Fits economy brushes.
- 3941- Aircraft grade triple anodized aluminium handle with plastic grips, will fit Big boat brushes. One piece 5' long.
- 3942- Aircraft grade triple anodized aluminium handle with plastic grips. Will fit Big boat brushes. Extends from 3' to 6' (183cm.) will also float.
- 3943- Same as 3942 but will extend from 5' to 10'.

Complete Maintenance Kits

- 847- Deluxe deck brush kit comprising telescopic 48" aluminium handle, coarse brush, mop and boat hook end.
- 4380- Deck cleaning kit with extendable wash brush. Extends from 64cm. to 103cm. Allows water to flow through the non-scratch brush head when using the hose connector. Made from lightweight aluminium, can also be used as extendable boat hook.

Deck kit accessories

- 3946- Reinforced nylon boat hook end, will fit 3941, 3942, 3943 handles.
- 3947- Boat cover support pole tip. To fit 3941, 3942, and 3943 handles.
- 3948- Adjustable knuckle, allows swivel function to get to those hard to reach awkward areas. Will fit 3941, 3942, 3943 handles.
- 3949- Screw thread adaptor, allows economy brushes 3934 and 3935 to fit alloy handles 3941, 3942 and 3943.

100

SOLAS

1882



1886



1884



1883



1990



INSHORE KIT



COASTAL KIT



OFFSHORE KIT

FIRST AID KIT



3748



3921



3491



3492

DISTRESS SIGNAL KITS (SOLAS)

RED HANDFLARE burns for 60 seconds at 15,000 candela. Visible up to 5 miles.

1882- Red hand flare.

PARACHUTE RED ROCKET hand operated distress signal ejecting a parachute suspended flare at 350m. altitude. Will burn for 40 seconds at 30,000 candela.

1884- Parachute red rocket.

ORANGE LIFESMOKE buoyant orange smoke signal for daylight use and safe to operate on petrol or oil covered water. Releases dense orange smoke for 4 minutes.

1886- Orange lifesmoke

ORANGE HAND SMOKE

1883- Replacement hand smoke for inshore kit.

STARS SIGNAL personal distress signalling kit, ideal for jet skiers and wind surfers, The waterproof plastic ejector is fitted with twin flare cartridge which slide into place ready for firing. Will reach 80m. and burns for 6 seconds at 500 candela. Supplied with 4 x 2 red aerial cartridges.

1990- Star signal

INSHORE DISTRESS PACK (SOLAS)

Designed for use less than 3 miles from land. Supplied in plastic waterproof window wallet.

3033- Inshore Distress Kit. 2 handflares, 2 orange smoke

COASTAL DISTRESS PACK (SOLAS)

Designed for use less than 7 miles from land. Supplied in sprayproof carry case carry case.

3034- Coastal Distress kit. 2 red handflares, 2 orange handsmokes, 2 parachute red rockets.

OFFSHORE DISTRESS PACK (SOLAS)

Designed for all vessels sailing more than 7 miles from land. Supplied in blue waterproof reinforced dry bag.

3035- Offshore Distress kit. 4 red handflares, 4 parachute red rockets, 2 lifesmokes.

WATERPROOF FIRST AID KIT

3748- Waterproof first aid kit, in nylon bag with waterproof zipper. Stows away easily anywhere. Doctor selected items

3921- "Seachoice" deluxe marine first aid kit. Large selection of doctor selected contents.

FIRE BLANKETS (BS EN 1869 : 1997)

3491- Kitemarked fire blanket in soft pack. 1 x 1 metre in red PVC flexible container.

3492- Kitemarked fire blanket in hard pack. 1 x1 metre in red rigid PVC slim container.

MARINE ACCESSORIES

Hermetic Containers

Hermetic containers. These plastic containers have a screwed cap and a rope carrying handle. Ideal for flares, valuables etc. 3 sizes.

3992- 240mm. high x 240mm. wide. (9 1/2" x 9 1/2")
6 litres. capacity.

811- 260mm. high x 240mm. wide. (10 1/4" x 9 1/2")
8 litres. capacity

1107- 380mm. high x 240mm. wide. (14 1/4" x 9 1/2")
12 litres. capacity

385- Stainless steel holder for Hermetic containers. Fitted with pre-drilled bracket which can be attached to any flat surface. Ideal for fitting to "A" frames on "Ribs". To fit all containers.

Bailers

856- Hard plastic dingy bailer with built on handle. Comes in various colours.

1093- Scooped shaped bailer in brightly coloured polythene. 1 litre scoop capacity, with built in handle. Packed in 10.

820- Combination bailer / funnel. Smooth tough plastic construction has built in filter when being used as funnel. Ideal for small boats.

Air horns "Economy"

3052- Economy airhorn, non CFC, non flammable, ideal for marine, camping or sporting events. Screw-on canister

3053- Spare gas cylinder for screw on horn.

Drink Holders

4011- Stainless steel collapsible drink holder, folds flat when not in use.

971- Collapsible drink holder Folds flat when not in use. Is held in place by 4 screws. Colour Black



3992



1107



811




385



856




4011



1093



4011



856



971



053

3052



102



4263



3110



1890



1887



1891



1894



1895



1893

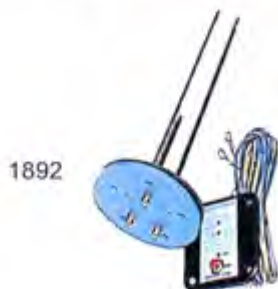


1899
1900



1896

1897
1898



1892



1967

TOILETS

Sealand SaniPottie

The convenience of home on or off your boat. Compact tanks provide the maximum capacity in the minimum amount of space. 10L. of fresh water, 10L.

- 3110- Sealand SaniPottie. 10L Waste Tank.
- 4263- Sealand Sanipottie. 20L. Waste Tank

"Compact" Manual Toilet

Special white vitreous china bowl with internal space as a normal W.C. A diaphragm hand pump, easy to use avoids problems of clogging. The compact ness of the base allows it to be installed in tight places. All metal parts are in stainless steel. Can be installed above or below the waterline. Comes with wooden seat as standard. Colour, white. Size: 350mm. x 320mm. x 420mm. Inlet 19mm. Outlet 38mm.
1887- "Compact Manual Toilet.

WATER PUMPS

1890- Deck pump, ideal for deck washing, bilge pumping and pressurized systems. Manufactured in brass, the pump has a capacity of 30lt. per minute. inlet and outlet connections 19mm. Pump energy consumption 7.5A. at 12v.

1891- Toilet waste Macerator pump, with 45minute rated motor. Can discharge tanks up to 2100 lt. in one operation. Uses a bronze macerator then is pumped away by flexible rubber impellor. Self priming up to 1.2m. 47lt. per minute at 3m. total head. Draws 18A. at 12v. Inlet 38 or 53mm. Outlet 25mm.

1893- 38mm. vented loopfor inlet and discharge for installation below the waterline.

1894- 19mm. vented loop inlet and discharge.

1895- Plastic "Y" valvewith variable discharge outlets. for toilet or bilge pump applications. 38mm. (1 1/2")

1896- Bilge strainer made from plastic. Adaptable for fitting 3 sizes of tubing, 12mm, to 25mm.

Flexible Water Tanks

Economical easy to install, will assume the shap of the space were fitted.

- 1897- Rectangular 55lt. (12gal.) Size : 74cm x 60cm.
- 1898- Rectangular 100lt. (22gal.) Size : 74cm. x 90cm.
- 1899- Triangular 55lt. (12gal.) Size : 82cm. x 33cm.
- 1900- Triangular 100lt. (22gal.) Size : 105cm. x 105cm.

Water Level Indicator

Economical water level indicator, consists of sender unit to fit in tank which holds 5 s/s probes. These indicate 5 levels of water in the tank. A panel which indicates level of water and a cable kit to connect panel to sender.

1967 - Water level indicator

Waste Level Indicator

Economical waste level indicator, consists of sender unit to fit in tank and holds 3 s/s probes. These indicate 3 levels. A panel to indicate level in tank is coupled together by a cable kit.

1892- Waste level indicator.

Jet Ski Custom made Covers

Each cover is made by automatic design system to fit the boat perfectly, made from marine-grade polyester fabric for UV rays and mildew. Superior water resistance. Has double stitched hems and reinforced hem tabs. Includes a tie-down kit and mesh storage bag. Features air-release for when towing. Please state colours preferred. Either Black / Yellow or Black / Grey.

4206- Honda Aqua trax, F-12, F12X - F12GP Scape 04-05

4207- Honda Aqua trax, R12, R12X, 04--05

4208- Kawasaki STX 12F, STX15F 04--05

4209- SEADOO GTI, GTI-RF1, GTI-LE, GTI-LE RFI 04-05

4210- SEADOO GTX4-TEC, GTX DI, Supercharged, Wakeboard, 02 -05

4211- SEADOO GTX 97- 02

4212- SEADOO GTX WAKE 2008

4213- SEADOO RXP 2007

4213- Yamaha FX 140 04 -05

4214- Yamaha FX 140 02 -03, FX, FX High Output, FX Cruiser 04- 05

4215- Yamaha GP800R, GP 1300R, 04 -05

4216- Yamaha FX110 dekuxe, FX 110 sport, 04 -05

4217- Yamaha XL1200, 99 - 02, XL800, 00 - 02, XLT1200 04 - 05

"SEALOCK" WATERPROOF WALLET

1908- Sealock FS 2022 wallet. Dimensions 6" x 4" (140mm. x 110mm.) waterproof down to 20m. Is supplied with lanyard and arm strap.

1909- Sealock FS 2007 wallet. Dimensions 7" x 5" (180mm. x 130mm.) waterproof down to 5m. Ideal for digital cameras with adjustable telephoto lens.

3885- Sealock FS 2009 wallet. Dimensions 8 1/4" x 5" (210mm. x 125mm.) Comes with adjustable neck lanyard. Waterproof down to 5m. General purpose use, phones, cameras, etc.

4223- Sealock FS 2001 wallet. Dimensions 12" x 5" (305mm. x 130mm.) Comes c/w adjustable neck lanyard and corner eyelets. Waterproof down to 6m.

4224- Sealock FS 5001 bag Comes c/w adjustable 50mm belt with nylon quick release buckles. Waterproof to 50m.



104



1910



1954



1912



1911



1955



1913



1906



1907



1903
4256
4257



"JET LOGIC" PERSONAL WATERCRAFT ACCESS
Jet ski anchoring systems

1910- Grapnel anchor system. Uses a coated 1.5kg. folding anchor, 8m. of marine grade rope, a floating buoy and a large nylon snap hook to attach to Jetski. Is all contained within a padded nylon storage case for added protection and to dampen noise while stored away. Displayed in clam pack.

1954- Economy grapnel anchor system. Uses a galvanized instead of plastic coated folding anchor. Displayed in storage case.

1911- Lightweight fluke anchor system. This vinyl coated fluke anchor only weighs 1kg., but is perfect for PWC's small boats, canoes and inflatables. Is supplied with 8m. of marine grade rope, and contained in a sturdy nylon storage case for added protection while being towed. Displayed in clam pack.

1912- Sand anchor. Ideal for anchoring in shallow water in calm conditions. Fill the durable nylon anchor bag with up to 15kg. of rocks or sand. a buoy marks the anchors location. Tie-up is easy with the 2m. long marine grade rope and large nylon snaphook. Displayed in clam pack.

1955- Economy sand anchor. Uses 4.5m. of rope and uses securing rope to close top of anchor bag, instead of seperate side strap.

P.W.C Fenders

1913-These 75mm. (3") x 46cm. (18") fenders have nylon covers and attach to PWC's with 2 giant suction caps, or secure under the hood and seat. Ideal for mooring or tying up beside another boat. Supplied as a pair. Clam pack.

Triple Hook Ratchet Tie-down

Dry Bag

1903- Nylon coated features roll down closures with snap tight buckles to keep completeley waterproof. 20l. capacity c/w single carrying shoulder strap.

4256- Same as 1903 40L. capacity with two shoulder straps.

4257- Same as 1903- 60L capacity with two shoulder straps.

1907- Waterproof seethrough bag made from durable vinyl. The snap buckle closure doubles as a handle. Can be used as a cooler when packed with ice. 12" long x 6" wide and 18" high.

1906- Waterproof VHF radio bag. A budget priced waterproof made from soft vinyl. Allows you to operate all functions of your handheld radio or personel phone. Protects radios from wet hands and water spray and comes complete with carrying lanyard.



Aqua grip vest

Mooring line
1919

3003

Lanyards
1920
1921

4040

P W C ACCESSORIES

"Aqua Grip" is a must for riding passengers on 2 or 3 seater personal watercraft. The vest fits comfortably over any life jacket, with 2 dual adjusting buckles. Soft foam handles attached to the sides of the vest give passengers a confident and safe ride while not restricting the driver. Comes in 3 colours.

1915- Aqua grip, Yellow.
1916- Aqua grip, Black
1917- Aqua grip, Purple.

Waterproof "Bum Bag"

This unique waterproof pouch features 3 waterproof zippers that keep water out. Durable nylon that is laminated to a waterproof lining. All seams are heat sealed to ensure zero leakage. Is attached around the waist by a 25mm. adjustable strap with quick release nylon snaphooks. Finally a fashionable way to carry all your valuables when swimming or sailing. Supplied in assorted colours.

1918- Bum bag

Mooring line with chafe guard.

These 2m. long mooring lines have a 26cm. spliced loop at each end. A closed cell foam chafe guard protects PWC or boat from rope abrasion. UV, mold and mildew resistant. The purple / yellow / red colour scheme matches all PWC's and jet boats. Supplied in pairs.

1919- Mooring lines

Impellor Protector

Keep ski ropes away from impellers. Simply run your ski rope through the middle of the close cell foam tube with nylon cover. This will protect your impellor from rope. 24" long.

3003- Impellor protector.

P W C Ultimate Lanyard

The ultimate PWC safety lanyard has it all. 3 keys to fit all brands of PWC. Seadoo, Yamaha, Kawasaki, Polaris and Tiger Shark. Super comfortable floating detachable wrist band, floating vest lanyard and high pitch pealess whistle for emergencies. A swivel snaphook keeps the cord from tangling. Supplied in 2 colours, purple / yellow and red / black.

1920- Ultimate lanyard. Purple / Yellow.
1921- Ultimate lanyard. Red / Black.

4040- Bathyscope, large size, for sea bottom observation. Breaks down into 3 parts for storage. Size : 20" x 13".

106

1313



3522



1319

1341



1029



3026



1924



865



3022
3023
3548



3024
3025



Mushroom Vents

1313- "Brass" mushroom vent with a fixed vent. 90mm.

3522- "Alloy" mushroom vent with a fixed vent 105mm.

Brass Deck Fillers

1318- "Brass" deck filler for "DIESEL". To fit 1 1/2" tubing (38mm.)

1319- "Brass" deck filler for "WATER". To fit 1 1/2" tubing (38mm.)

1317- "Brass" pump out fitting. To fit 1 1/2" - 2" tubing (38mm. - 50mm.)

Brass Coat Hooks

865- "Brass" all in one folding 4 hook coat hanger Swivel flat when not in use. All hooks swivel 180 degrees. 70mm x 38mm.

1029- "Brass" double hook coat hanger 2 hole fixing. 76mm. x 51 mm.

1341- "Brass" single hook, 2 hole fitting.

3026- "Brass" coat and hat hook, 4 hole fitting.

1924- "Brass" Horse coat hook, 2 hole fitting.

Victorian Flat Brass Bolt

3024- Flat brass bolt 101mm. (4")

3025- Flat brass bolt 152mm. (6")

Barrel Bolts

Brass

3549- 50mm. long.

1056- 75mm. long.

1057- 100mm. long.

1922- 150mm. Long

3022- 75mm. long (necked)

3023- 100mm. long (necked)

3548- 150MM. long (necked)

Barrel Bolts

Chrome on Brass

3550- 50mm. long

3551- 80mm. long

3552- 50mm. long (necked)

3553- 80mm. long (necked)

Brass Hinges

620- "Brass" hinge 36mm. L. x 25mm. W. 4 hole fitting

694- "Brass" hinge 50mm. L x 30mm. W. 6 hole fitting

3547- "brass" hinge 65mm.L. x 40mm. W. 6 hole fitting

1925- "Brass" Hinge 75mm. L x 50mm. W. 6 hole fitting

1926- "Brass" hinge 100mm. L. x 57mm. W. 8 hole fitting



BRASSWARE

Polished Brass Signs

Range of traditional brass signs applicable for new British Waterways and River authority regulations. Drilled with 2 holes. 80mm. x 30mm. Sold in pack of 10 or 50.

- 508- VENTILATOR DO NOT OBSTRUCT
- 151- FUEL COCK BELOW.
- 455- BATTERY ISOLATION SWITCH.
- 625- GAS ISOLATION VALVE BELOW.
- 1330- DIESEL
- 1331- WATER
- 1332- PETROL

Range of traditional Polished "Cast Brass" signs, drilled with 2 holes for fastening.

- 1333- DIESEL
- 4138 DIESEL
- 1334- WATER
- 1335- FUEL COCK BELOW
- 1336- ENGINE STOP
- 1337- BATTERY ISOLATION SWITCH
- 1338- STERN TUBE GREASER
- 1339- GAS ISOLATION VALVE BELOW
- 1340- VENTILATOR DO NOT OBSTRUCT

Draw Pull Handles

- 1323- "BRASS" plain drawer pull. 77mm. (3")
- 1324- "BRASS" ornate drawer pull. 77mm. (3")

Tiller Pins

- 1321- Small "brass" tiller pin. 160mm. long.
- 1322- Large "brass" tiller pin 215mm. long.

Stove Lifting Tool

- 1325- "Brass" stove lifting toll 197mm. long.

Toe-hold Step

- 1326- "Brass" heart shaped toe-hold step.

Fender and Lacing eyes


- 1327- "Brass" lacing hooks. 40mm. long. 2 hole.
- 1328- "Brass" 4 hole fender eye on plate. 50mm.
- 1329- "Brass" 2 hole fender eye. 60mm. long.

Brass Skin Fittings.

- 1358- Polished "brass" skin fitting. 12mm
- 1359- Polished "brass" skin fitting. 19mm.
- 1360- Polished "brass" skin fitting. 25mm.
- 1361- Polished "brass" skin fitting. 38mm.
- 1362- Polished "brass" skin fitting. 50mm.

Brass Tank Vent with flame trap


- 1320- Polished "brass" tank vent 3/4" O. D.

1415
1927

1169





809



860



1315

1928
1414BRASSWAREPorthole Mirrors

Solid "brass" porthole mirrors, polished, with mirror insert.

768- 290mm. (11 1/2") wide.

769- 203mm. (8") wide.

807- 145mm. (5 3/4") wide.

"Brass" Flush Rings

Lifting ring that hinges up when in use and folds flush with hatch when released.

1169- "Brass" lifting ring. 50mm. Dia. round.

1415- "Brass" lifting ring. 50mm. x 38mm. Rectangular

1927- "Brass" lifting ring 62mm. x 47mm. Rectangular

"Brass" Hasp and Staple

809- Polished brass hasp and staple. 76mm. overall

"Brass" Louvred Vents

Ventilator with louvred vents in polished brass, suitable for locker door or bulkhead. For permanent ventilation

860- Polished "Brass" louvred vent. 130mm. x 65mm.

1250- Polished "Brass" louvred vent. 116mm. x 125mm.

Grill Vents

1315- Polished "Brass" grill vent. 125mm. dia. round c/w mesh.

1414- Matt gold lightweight aluminium round grill vent c/w mesh. 130mm. dia.

1928- Silver lightweight aluminium round grill vent c/w mesh. 130mm. dia.

"Brass" Oil Lamp.

Double gimbal oil lamp. Polished brass construction. Supplied with smoke bell to reduce heat from lamp.

3 hole fitting for lamp and bell. Size : 255mm (10") high x 152mm. (6") wide.

1119- Oil lamp

1155- Spare glass bowl for lamp.



BRASSWARE

Brass draw Knobs

Solid brass door knobs, available in 2 sizes. These highly polished knobs use a fixing bolt to fasten to door.
1932- Small draw knob 30mm. wide x 30mm. deep.
1933- Large draw knob 38mm. wide x 34mm. deep.

Door Stop

Solid polished brass door stop with rubber insert
Provides an ideal item to match other brass fittings in traditional surroundings. Comes with fastening screws.

1934- Door stop. 45mm. wide x 25mm. deep.

Ring Plate

Polished brass ring plate. Plate measures 40mm. x 30mm. Ring measures 30mm. 4 hole fixing.

1935- Brass ring plate.

Security Latch

Solid brass security latch. 145mm.long on safety arm. and 60mm. wide plates either end.

1936- Security latch.

Universal Brass Deck Filler Key

Traditional brass deck filler key, will fit most of deck fillers. This 5 sided key has a "T" piece handle for easy removal of cap.

1937- Deck filler key.

Brass Halyard cleat

Polished brass halyard cleat, can be used for a general purpose cleat, flagstaff, curtain ties etc.

1938- Halyard cleat. 75mm. long. 4 hole fixing.

3027- Halyard cleat. 127mm. long. 4 hole fixing.

Door or draw handle

Polished brass door or draw handle, with "fleur de lys" ends. Measures 155mm. (6") long. with 2 hole fixing.

1939- Door or draw handle. Fleur de lys design. 100mm.

4312- Door or draw handle. Fleur de lys design. 160mm.

1059- Brass bar draw handle, threaded on each end to take fastening bolts. 100mm. long.

Silent Cabin Hooks

Polished brass silent cabin hooks, come in 3 sizes. All with 4 hole fixing.

3568- Silent cabin hook 50mm. overall length.

1940- Silent cabin hook. 75mm. overall length.

1941- Silent cabin hook. 105mm. overall length.

Concealed Locker Catch

Locker catch made from brass with 2 hole fixing. Fitted as a concealed catch in cabinets, draws and lockers. Supplied with solid teak ring for access.


1160- Concealed locker catch.

Brass Door Knockers

3028- Solid brass "horse" door knocker.

3029- Solid brass "ship" door knocker.

110



DECK HARDWARE

Hasp and Shims

764- In top quality chrome-plated brass. Can be locked with padlock. 95mm. L. x 30mm. wide.

762- Stainless steel safety hasp and staple. With staple eye that swivels to act as a quick latch and then locked with a padlock. 65mm. L x 25mm. wide.

809- Top quality polished brass hasp and staple. Can be locked with padlock. 76mm. L. x 25mm. wide.

Folding Step

Folding steps in brass and chrome plated brass. Have built in s/s spring to enable step to be folded flat.

763- Folding step. Chrome plated brass.

533- Folding step. Polished brass.

Barrel Bolts

Oval ended barrel bolts. In chrome plated brass and brass. 75mm. L. x 32mm. wide. 7 fixing holes.

1058- Barrel bolt. Chrome plated brass.

1953- Barrel bolt. Polished brass.

Flush Rings

Flush pull rings in chrome plated brass and brass. Will hinge up when not in use.

1169- Brass lifting ring. 50mm. dia. round.

1415- Brass lifting ring. 50mm. X 38mm. Rectangular.

1927- Brass lifting ring. 62mm. x 47mm. Rectangular.

818- Chrome plated brass lifting ring. 45mm. x 35mm. rectangular.

761- Chrome plated brass lifting ring. 65mm. x 50mm. rectangular.

4488- Stainless steel lifting ring. 65mm. x 55mm. rectangular.

Stainless Steel Hinges (sold in pairs)

Pressed s/s hinges with countersunk holes.

760- S/s hinge. 74mm. L. x 37mm. wide.

1150- S/s hinge. 103mm. L. x 28mm. wide.

1166- S/s hinge. 155mm. L. x 28mm. wide.

4039- S/s hinge 35mm. long side, 15mm. short side x 35mm.

3280- S/s hinge. 40mm. L x 40mm. Wide.



1381



4460



4473



3543



4009



1945



4106



4474



4167



Boat Cart

A competitive priced means of launching dingys. This handy boat cart is made from polished zinc plated tubing, with moulded ABS wheels and 170mm. dia. double Poly tyres.
1381- Boat cart.

111

Economy s/s Launching Wheels

Economy s/s launching wheels. Can be easily lifted up or down made from highly polished s/s tube. Fitted with 300 x 4 pneumatic wheels. Will fit all types of boats, ribs and inflatables. 200kg. carrying capacity.
4460- S/s launch wheel. Short
4473- S/s launch wheels. Long

Economy Aluminium Launching Wheels

Economy launching wheels, will easily lift up in situ when not in use. Made from 30mm. square section aluminium tubing and fitted with 300mm.pneumatic wheels. Ideal for dingys of inflatables. 150kg. carrying capacity.
3543- Economy launching wheels

Fixed deluxe Launching Wheels

These top quality fixed launch wheels are easily detachable when not in use by means of quick release thumb screw at apex of leg, they are then easily removed from transom and placed in boat until needed. Reversal of procedure replaces wheels quickly. Made from marine grade s/s with all s/s fittings. Each leg is fitted with heavy duty 400mm. pneumatic wheels. 250kg. capacity.
4009- Fixed de lux launch wheels.
4260- Spare wheel for 4009
4259- Inner tube for 4260.

Deluxe Launching Wheels

These top quality launching wheels are permanently fitted to the transom, and are designed to swing up when not in use. When sailing the lateral movement of the outboard motor is not hindered by legs of the launching whels due to offset design. Made from marine quality stainless steel with all s/s fixings. Each leg is fitted with heavy duty wheels and 400 x 8 pneumatic tyres. 200Kgs. capacity.
1945- Deluxe lanching wheels. 400 x 8 wheels.
4083- Spare wheel for 1945
4259- Inner tube for 4083

4106- Same as 1945 but uses smaller 300 x 4 wheels with payload of 150kg.

4261- Spare wheel for 4106

4258- Spare inner tube for 4261

Launching Wheels for boats with stern flaps


Launching wheels for inflatables with extending flaps on transom, making it impractical to fit standard launch attachments. Made from s/s and will swivel on transom socket easily and safely, falling back into position when leaving the water. Supplied with pneumatic wheels and all necessary fittings.

4474- Lightweight launch wheels for inflatables up to 3.8m. or 100kg. Fitted with moulded poly tyres.

4167- Heavy duty Launching wheels for inflatables and ribs over 100kg.

4261- Spare wheel for 4167

4258- Spare inner tube for 4261



LAUNCH WHEELS

Inflatable and small boat launch wheels. Manufactured from high quality nylon, easy to install and easy to use. Wheels have 3 position wheel locking devise by heavy duty s/s spring for easy deployment. The wheels use lightweight material and are completely maintainance free

4341- Launch wheels.

Kayak and Canoe Carrier

Kayak and canoe cvarrier made from tubular anodised aluminium with rubber protectors for boat support. Fitted with pneumatic wheels for added protection on rugged surfaces. 77.5cm. wide x 33.5cm. high.

4371- Kayak trolley, with swivel arms to fit drain holes on "Ocean Kayak", "Pelican" and others. Folds flat when not in use.

4082- Standard Kayak and canoe carrier. Folds flat when not in use.



4371



4082



3673



3395

OUTBOARD ENGINE CARRIERS

3673- Outboard motor carrier for up to 20 HP. Trolley is collapsible and made from 22mm. steel frames and 12mm steel plated axles. Designed to make the job of moving lighter outboard motors easier. Now fitted with pneumatic wheels.

3395- Outboard motor carrier up to 30 HP. Utilizes tough alloy 1" reinforced aluminium tubing. Semi-pneumatic 8 x 1.75 rubber tyred wheels, mounted on sturdy 12mm. steel axel. Folds for storage. 94cm.



3579



3578

3578- Heavy duty outboard motor carrier. Will carry engines between 40 - 150HP. Built from 30mm. tubing and using pneumatic tyres.

3579- Light duty outboard motor display stand to take engines up to 30HP.



4339

LAUNCHING TROLLEY

An inexpensive galvanized launching trolley. Completely folds into a 52" L. x 15" W. x 6" Deep. The boat is supported by 3 adjustable supports controlled by wing bolts. Supplied with 400 x 8 pneumatic wheels for a softer ride and will fit most dingys and inflatables up to 12'. Carrying capacity is 130kg. Overall length of trolley is 8' 3". Width is 4'. Can also be fitted with tow hitch for towing with vehicle (off road or on beach)



Folded position



ADAPTION FOR TOW HITCH

4339- Launching trolley



Bow



4469
4470
4471



4472

Large Trolley and Trailers

Larger version of 4339 using 30mm. section instead of 25mm. Also completely folds down for stowing and transportation. Overall length of trolley is 12' and width is 5'. To carry boats up to approx. 16' and with a carrying capacity of 200kg. (can also be fitted with tow hitch for towing behind vehicle (off road or on beach)

4402- Large Launching trolley

New lightweight road trailer. Has hot dipped galvanized steel chassis with adjustable length drawbar. Is supplied with winch post and winch.

Fitted with pressed steel 50mm. ball hitch, extra wide 60cm. adjustable side supports, adjustable height keel support bracket that will also adjust along the drawbar. Single axle with 400 x 8 4 ply wheels and tyres.

Draw bar comes in 2 parts for stowing away when not in use. Weight is 65kg. can be fitted with 250kg. and 350kg. units. Overall length is 11'. Width is 5'.

Ideal for inflatables, small ribs and boats. Has extra wide side supports (110cm.) for positioning under sponsons of inflatables.

The whole trailer breaks down into kit for sending by carrier or for stowing away at the end of the season.

4461- Galvanized trailer with 250kg. units

4462- Galvanized trailer with 350kg. units

"Europa" Inflatables and Ribs

Hand built to exacting standards using high quality 1100 denier polyester / PVC. The deep "V" air floor for improved performance and large diameter tubes are CE marked to category "C"- Inshore waters, up to and including 2m. wave height beaufort scale up to and including gale force 6.

With good all round performance and a practical alternative to a "Rib". Stows in locker or boot of car. All boats are supplied with oars, seat, high pressure pump, holdall, repair kit and full instructions.

Deep "V" Air floor

4469- "V" 270 Sport. 2.7m. long. Max. load 350kg. Max. engine size 10HP. Will take 3 adults. Boat weight is 32kg.

4470- "V" 320 Sport 3.2m. long. Max. load 542kg. Max. engine size 15HP. Will take 4 adults. Boat weight is 35kg.

Aluminium Floor

4471- "A" 380 Sport 3.8m. long. Max. load 689kg. Max. engine size 20HP. Will take 5 adults. Boat weight is 78kg.

Europa Sport Ribs

Supplied with Jockey consul with upholstered seat, s/s grab rail and with lockable storage under seat, Non slip floor, bow roller and over bow protection from anchor chain. Also fitted with "D" rings on bow and transom for suspending from davits. Large diameter 42cm. tube, 161cm. wide beam, oars, pump and repair kit.

4472- "R" 330 sport. 3.3m. long. Max. load 650kg. Max. engine size 20HP. Will take 4 adults. Boat weight is 84kg.

NOTE LARGER SIZES AVAILABLE ON REQUEST.

QUICKSILVER

OILS AND LUBRICANTS



Premium TC-W3 2 Stroke Oil

Exceeds the TC-W3 standard to meet the unique requirements of marine engines.

3674- Premium quart (U.S.) bottles (.946 L.)
Box of 12.

3675- Premium Gallon (U.S.) bottles (3.78 L.
Box of 6.

3868- Premium 2.5 gal. (U.S.) bottles (9.45 L.
Box of 2.

Premium Plus blend TC-W3 2 Stroke Oil

The most advanced oil yet formulated for added engine protection in extreme conditions.

3676- Premium plus quart (U.S.) bottles (.946 L.
Box of 12.

3677- Premium plus Gallon (U.S.) bottles Box of 6.

PWC 2- Stroke Oil

Engineered to meet the high performance demands of Seadoo and other PWC's that specify the use of an API-TC oil. Synthetic blend.

3678- PWC oil Quart (U.S.) bottles (.946 L.)
Box of 12.

4230- PWC oil Gals. Box of 6.

Performance 4 stroke Outboard Oil

SAE 10W 30 4-stroke oil is specifically designed for use with all high RPM 4-stroke outboards.

4379- 4 stroke oil (15.2 fl. oz.) bottle. Box of 12.

3679- 4-stroke oil quart (U.S.) bottles (.946 L.
Box of 12.

3680- 4-stroke oil gallon (U.S.) bottles (3.78 L.
Box of 6.

Power Trim & Steering Fluid (92-858074QB)

Universal hydraulic fluid, protects seals and hoses, prevents foaming, oxidation and corrosion.

3690- Power trim fluid 237ml. bottle. Box of 12.

Phantom Black Spray Paint Outboards/sterns

3691- Spray paint 12oz. (340g) can. Box of 6.
OEM 92-802878Q

Premium Gear Oil

For use with all outboards, with improved emulsifier for gear protection from water and tackifiers to improve oil film adhesion to gears and internal parts.

3681- Premium gear oil tubes 296ml. Box of 24.

3682- Premium gear oil bottles 946ml. Box of 12.

4168- Premium gear oil container 10 litres single.



High Performance Gear Lube

For use with all outboard motors and sterndrives, with improved emulsifiers for gear protection from water and tackifiers to improve oil film adhesion to gears and internal components.

3684- High performance gear oil bottles 946ml. Box of 12.

3685- Gear lube pump

4 cycle Mercruiser Oil

Premium SEA 25W-40, blended with special high grade oils. Suitable for all petro or diesel sterndrive and inboard engines.

4449- 92-858049Q01 Gallons (box of 3)

Fuel system treatment and stabilizer

Used to prevent fresh fuel from undergoing degradation and oxidation during fuel storage. Can be used in 2 and 4-stroke engines.

3686- Fuel system treatment 355ml. bottle. Box of 12. OEM 92-858070QB1

2-4-C Marine Lube w / teflon

A high quality multi-purpose lubricant to withstand extreme friction and provides added water resistance.

3687- Marine lube w/teflon 8oz. (227g.) tube. Box of 12. 92-802859Q1

3688- Marine lube w/teflon 3oz. (99g.) x 3 pack cartridges. Box of 10. 92-802861Q1

3689- Marine lube w/teflon 14oz. (397g.) Box of 4. 92-802863Q1

4377- Use Dri-fuel to help eliminate stalling and hard starting due to moisture in the fuel. 355ml. bottle.

Quicksilver Fuel lines and Connectors.

3847- 12' (3.66m.) 8mm. dia. line with primer bulb, 2- snap clamps, with no end fittings. 32-877683Q12.

Clip-on connect fuel ends for Force 40hp. and larger (1993 and newer) Force 9.9-25hp. (1998) and all Mercury / Mariner using clip-on connect.


3850- Clip-on connector to fit engine. 22-13563Q3

3849- Clip-on connector to fit fuel tank.22-13563Q7

116



4262



4199
4196
4264
4197
4198



4265
4266



SOLAR PANELS

The power generation of a solar panel is stated in watts. To calculate your supply to the battery, multiply watts by the hours exposed to the sunshine, then multiply by 0.85. (this factor allows for natural system losses) e.g. A 20w solar panel in 4 hours of sunshine can supply 68wh. to the battery. ($20 \times 4 \times 0.85 = 68wh.$) If more power is needed larger panels can be obtained or smaller panels can be connected in parallel to increase the ampere hour rating at 12v. or in series to generate 24v. ($12w. = 1 \text{ amp.}$)

MONOCHRYSTALLINE SOLAR PANELS

Developed by leading solar manufacturer, these solar panels withstand the harshest weather conditions to provide a reliable source of electricity for 12v. batteries. Diagram shows essential items for typical installation. Solar panel a controller capable of covering the peak output of the panel and battery. Also an inverter if DC to AC current is required.

All panels are fitted with 3m. of cable

- 4199- 5W solar panel. Size 150mm. x 150mm.
- 4196- 10W solar panel. Size : 450mm. x 430mm.
- 4264- 20W solar panel Size : 450mm. x 430mm.
- 4197- 40W solar panel. Size : 625mm. x 530mm.
- 4198- 80W solar panel. Size : 1200mm. x 535mm.

FLEXIBLE SOLAR PANELS

Made by depositing silicon materials on to a roll of stainless steel, All enclosed in a combination of polymers. Very tough and flexible for curved surfaces and virtually unbreakable. These water proof and durable panels are lightweight and easy to carry and install. Comes with a blocking diode to prevent battery discharge from flowing into the module and 3 meters of cable. Also fitted with grommets on each corner

4265- 5W. Ideal for battery maintenance, for keeping engine battery etc topped up. Size 542mm. x 248mm.

4266- 32W. Ideal for larger battery banks with heavier demands. Size 1430mm. x 425mm.

4262- Trickle charge solar charger. 12v. x 1.5W. Ideal for keeping battery topped up. Supplied with lighter plug with L.E.D indicator. Is waterproof, shockproof, UV resistant.

"AEOLUS" WIND TURBINE

	"Aeolus" 150	"Aeolus" 300
Rated power.....	150W	300W
Maximum power.....	200W	450W
Rated voltage.....	12v	24v
Rotor diameter.....	0.92m	1.5m.
Blade material.....	carbon fibre	carbon fibre
Tower dia.....	.48 - 51mm	48 - 51mm
Charging commence at	2.5m/s	2.5m/s
Rated wind speed.....	12m/s	12m/s
Weight.....	8.5kg	12.5kg

Ideal proposed battery configuration is 2 - 12v 150AH batteries, or similar. An intelligent controller is included in generator to unload excess charge. If you wish to convert to AC current then use 4195 Inverter. A mounting kit is optional but recommended as designed especially for generator.

- 4193- "Aeolus" wind generator 150W (includes controller
- 4248- "Aeolus" wind generator 300W (includes controller
- 4194- Mounting kit. Including mounting pole
- 4195- Inverter.



4200
4201



CE



CE

SOLAR CONTROLLER

The "Wellsee" solar charge controller coordinates the working of solar panels, batteries and loads. Adding protection functions enabling the system to operate efficiently and safely.

4200- 5A controller

Rated voltage.....12v/24v.
Max loading current..... 6Amps
Full charge cutout.....13.7v / 27.4v.
Low voltage cut.....10,5v/ 22v.

4201- 10A controller

Rated voltage.....12v./24v.
Max. loading current..... 9Amps.
Full charge output.....13.7v. / 27.4v.
Low voltage cut.....10.5v. / 22v.

4202- 15A controller

Rated voltage.....12v/24v.
Max. loading current.....12Amps
Full charge cutout.....13.7v./ 27.4v.
Low voltage cut.....10.5v/ 22v.

SOLAR/ WINDPOWER INVERTER

The "Wellsee" pure sine wave power inverter are compact and light with overload protection, low voltage warning, overvoltage protection, overhumidity protection, short circuit protection and 90% conversion efficiency. Can be used in a car, motor home, boat etc Can be connected to cigar lighter socket or wired directly to controller. Both the models are fitted with priority 13A socket so electrical appliance can be plugged directly to inverter.

4203- "Wellsee" 150W inverter.


Input voltage.....12v- 15v.
Continuous output.....150W
Max. surge output.....300W
Output voltage.....200v - 240v.
Maximum efficiency.....95%

4204- "Wellsee" 350W inverter.

Input voltage.....12v. 15v.
Continuous output.....350W
Max. surge output.....700W
Output voltage..... 200v.- 240v.
Maximum efficiency.....95%




4463
4464



4464
3365



4467
4468



4469
4470



4471
4472

SOLAR PANEL MOUNTING ACCESSORIES

An ideal way to fix solar panels on the roof or deck of motor homes, caravans and boats. The mounts can be safely bonded to the surface, act as wind deflectors and maintain the correct air gap between the solar panel and the roof top. The moulds are made from ABS plastic and not only protects the corners and sides from damage but are lighter than metal mounts and UV resistant. Comes in black or white.

Corner mounts (4 pieces per pack) will fit all types of solar panels with 90 degree corners. Each corner has 2 pre-drilled holes. Each side is 150mm. x 65mm. high. with 30mm. ledge.

4463- Corner mounts. Black

4464- Corner mounts as 4463. White.

Short side mounts (2 pieces per pack) will fit all types of solar panels. Can be fitted in conjunction with or without corner mounts for extra support. Each piece has 2 pre-drilled holes. Dimension : 180mm. x 65mm. high with 30mm. ledge.

4465- Shortside mounts. Black

4466- Shortside mounts. White.

Long side mounts (2 pieces per pack) will fit all types of solar panels. Can be fitted to ends of popular size panels. or on sides with corner mounts. Each piece is pre-drilled with 4 pre-drilled holes. Dimension : 530mm. long x 65mm. high with 30mm. ledge.

4467- Longside mounts. Black

4468- Longside mounts. White.

"Waterproof" entry port socket. To be used when a neat seal is required at the point where the cable from the solar panel enters cabin or roof of motorhome. Will fit all cables from 6mm. to 12mm. in diameter. Made from strong UV stable plastic. Can be roof or side mounted. Perfect for solar panels or other external devices.

4469- Single cable entry. 90mm. long x 50mm. wide x 50mm. high. Black.

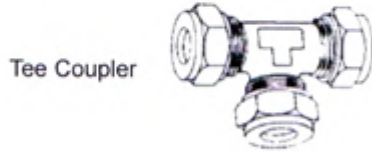
4470- Single cable entry. 90mm. long x 50mm. wide x 50mm. high. White.

4471- Double cable entry. 90mm. long x 100mm. wide x 45mm. high. Black.

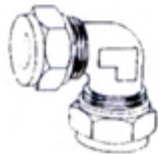
4472- Double cable entry. 90mm. long x 100mm. wide x 45mm. high. White.



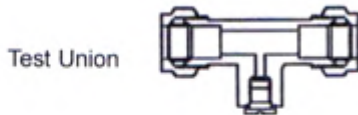
Straight Coupler



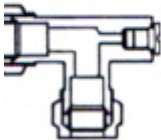
Tee Coupler



Elbow



Test Union



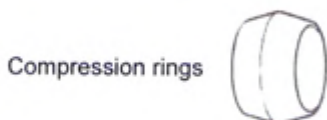
Test elbow



Stop ends



Blank nuts



Compression rings

WADE BRASS FITTINGS.

Straight Couplings (Equal & Reducing)

- | | |
|---------------------|----------------------|
| 3720- 3/16" x 3/16" | 3725- 3/ 16" x 1/ 4" |
| 3721- 1/ 4" x 1/ 4" | 3726- 1/ 4" x 5/ 16" |
| 3722- 5/16" x 5/16" | 3727- 5/ 16" x 3/ 8" |
| 3723- 3/ 8" x 3/ 8" | 3739- 3/ 8" x 1/ 4" |
| 3724- 1/ 2" x 1/ 2" | |

Tee couplings (Equal & Reducing)

- | |
|-------------------------------|
| 3728- 1/ 4" x 1/ 4" x 1/ 4" |
| 3729- 3/ 8" x 3/ 8" x 3/ 8" |
| 3730- 1/ 4" x 1/ 4" x 3/ 16" |
| 3731- 5/ 16" x 5/ 16" x 1/ 4" |
| 3732- 3/ 8" x 3/ 8" x 1/ 4" |

Elbows

- | |
|--------------------|
| 3733- 5/ 16" elbow |
| 3734- 3/ 8" elbow. |

Test Elbows & Unions.

- | | |
|------------------------|------------------------|
| 3735- 1/ 4" test elbow | 3736- 1/ 4" test union |
| 3737- 5/ 16" " | |
| 3738- 3/ 8" " | |

Stop Ends

- | |
|----------------------|
| 3740- 1/ 4" Stop end |
| 3741- 3/ 8" " |

Blank Nuts

- | |
|------------------------|
| 3742- 1/ 4" blank nut. |
|------------------------|

Compression Rings

- | |
|--------------------------|
| 3743- 1/ 4" comp. rings. |
|--------------------------|

A
 "A" frames 60
 Acetone 95
 Adhesive signs 83/107
 Aerator kit 51
 Aerials & access. 93
 Air horns 101
 Anchor assess. 65-66
 Anchor lines 2/65
 Anchors 64/65/104
 Anemometer 24
 Anodes 31

B
 Bailers 101
 Ballends 18/22
 ball loops 82
 Barge poles 77
 Barometer 24
 Bathing platform 60
 Bathyscope 105

Battery boxes 68
 Battery meter 46
 Battery straps 68
 Battery switches 46
 Battery terminals 30
 Barrel bolts 110
 Bicycle 86
 Bilge blower 50
 Bilge pumps 52/53
 Bimini covers 7
 Binoculars 57
 Boat covers 7
 Boat cover support 7/71
 Boat fendering 77
 Boat hooks 71
 Boat pole 77
 Bollards 62
 Boots 86
 Bow rollers 63
 Brass fittings 106/110
 Breather vent 11/ 107
 Bruce anchor chock 63
 Brushes 99
 Bungs 58

C
 CD player 45
 Cabin hooks 109
 Cabin lights 43/44
 Cable 3/ 19
 Cable cutters 3
 Cable ties 14
 Cable grips 19
 Cable grommet 46
 Can holder 101
 Canoe spray decks 85
 Canopy fittings 80/82
 Carbine hooks 78
 Chain 65/66
 Chain links 66
 Chainpipe 63
 Chain swivels 66
 Cigar plug & socket 48
 Cleaning products 96-98
 Cleats 62/72/109
 Clevis 18/22
 Clips 68
 Coat hooks 106
 Compass 57

C
 Concealed latch 109
 Containers 99
 Control boxes 21
 Control box fittings 22
 Control cables 22
 Cork key floats 81

D
 Deck cleaning kit 99
 Deck eye 77
 Deck keys 77/106
 Depth Sounder 24
 Drain bungs 58
 Dry-bags 104
 Draw pulls 107
 Dog buoyancy aids 84
 Door knockers 109
 Doorstop 109
 Drain plugs 24

E
 Electrical access. 48/49
 Engine covers 85
 Engine degreaser 8
 Epoxy sticks 98
 Exhaust flap 15
 Extension tiller arms 28
 Eyebolts 81
 Eyelet kits 82
 Eyenuts 81
 Eyeplates 81

F
 Fairleads 62
 Fan 45
 Fenders / basket 94/95/104
 Fender eyes 79/ 80/107
 Ferrules 3
 Filler caps 10
 Filters 15
 Fire Blanket 100
 First aid kit 100
 Fishfinder 24
 Flagpoles 72
 Flags 72
 Flares 100
 Floats 6
 Float switches 52
 Fluorescent light 43
 Flush muffs 27
 Flush pulls 110
 Fogging oil 8
 Foot throttle 21
 Fuel carrier 15
 Fuel connectors 12/13/14
 Fuel fillers 11
 Fuel fittings 12/14/15/114
 Fuel line 12
 Fuel vents 11-107
 Fuel tanks 10-11
 Fuel measure 15
 Fuel senders 56
 Fuel taps 14
 Funnels 15
 Fuse boxes 48
 Fuse holder 48
 Fuses 48

G
 Galley pump 53
 Galvanize spray 26
 Gas bottle holder 77
 Gas fittings 119
 Gelcoat kits 98
 Glovebox 88
 Gloves 86
 Grabrails 60
 Grease 9
 Grease gun 9
 Grommets 17/19/68

H
 Hand cleaner 98
 Hasp & Staple 110
 Hatches 87/88
 Hinges 110
 hooks 3/69/76
 Horns 50
 Hose 12/54
 Hose clips 54
 Hose connectors 54
 Hubs 37
 Hydrofoils 24
 Hydraulic steering 17

I
 Ignition switches 49
 Impellers 25
 Inflatable accessories 75
 Inflatable boats 113
 Inflatable pump 73/74
 Inflatables 113
 Instruments 55
 Inverters 46b
 Isolation switches 46

J
 Jetski access. 101/102
 Jetski covers 7/103
 Jockey wheels 35
 Junction boxes 45 / 48

K
 Kayak carrier 112
 Keel rollers 38
 Keyrings 83
 Killforks 30
 Killswitches 30
 Kneeboard 4

L
 Lacing hooks 78/ 79
 Ladders 59
 Launching trolley 112/113
 Launching wheels 111/112
 LED lights 44
 Lead line 76
 Letters 39
 Lifebuoy holders 67
 Lifebuoys 67
 Linkarm 17/18
 Lifejackets 85
 Liquid gasket 9
 Lock key 77
 Locks 29
 Loctite 95
 Lower unit drain plugs 24

I N D E X

INDEX

M		R		T	
Macerator	102	Radar arches	60	Table support	92
Maintenance products	96/99	Recoil rope	3	Teak care products	98
Magnet	77	Rigging screws	77/81	Thermostats	26
Marine engine locks	29	Rigging hose	17	Thimbles	79
Marine instruments	55	Ringbolts	81	Tie-bar	17
Marine manuals	26	Ringplate	81/109	Tie-down straps	36
Mast lights	42	Rings s/s	81	Toilet cleaner	98
Masts	72	Rod holders	76	Toilets	102
Mirrors	108	Rope	1-2	Tonneau support	37
Mooring buoys	94	Rope cutter	3	Torches	51
Mooring rope	3	Rope fenders	95	Trailer accessories	34/40
Mooring compensator	1	Rowlocks	70	Trailer boards	40
Mooring stake	77	Rudder	19	Trailer hitch	39
Mudguards	37	Rug cleaner	98	Trailer lock	39
Mushroom vent	61			Trailers	113
N		S		U	
Navigation lights	41-45	Saddles	79	"U" bolts	38/81
Netting	2	Safety lanyard	32		
Non-slip matting	98	Scoot-guard matting	98	V	
O		Seagull springs	28	Vented loops	102
Oar collars	70	Seats	89/90/92	Vents	61/108
Oars	69/70	Seat sliders	91		
Oil	8/113-4	Seat swivel	92	W	
Oil lamp	108	Security locks	29	Wakeboards	6
One way valve	54	Self bailers	58	Washdown kit	51
Optimizer	46	Sender units	55/56/102	Waste level indicator	102
Outboard bracket	32/33	Shackles (galv .)	66	Water carrier	98
Outboard clamps	28	Shackle key	77	Water/fuel absorber	9
Outboard cover bags	85	Shackles s/s	78	Waterproof bags	103/4
Outboard motor trolley	112	Shear pins	28	Water level indicator	56
Outboard spares	22/28	Shockcord	3	Waterproof junion box	45
Outboard stand	112	shockcord hooks	3	Waterproof speakers	45
Outboard locks	29	Shoes	86	Water pumps	53/108
Outboard support	28	Shorepower socket	40	Water seperator	23
P		Silicone sealant	95	Waterski equipment	6-7
Paddle holder	70	Sink	88	Waterskis	4
Paddles	69/70	Skegs	28	Water tanks	102
Padlocks	29	Ski jackets	4	Watertoys	5
Pedestals	91-92	Ski mirror	5	Webbing	2
Pitot	56	Ski's / Equipment	4/5/6	Welcome Aboard Mat	83
Plugcaps	30	Skin fittings	54/107	Well drains	57
Plugs & sockets	49	Snaphooks	78	Wet suit accessories	86
Polishers	96-97	Snapshackles	79	Wheelclamps	37
Presstud kits	82	Socks	86	Wheel locks	37
Primer bulbs	12	Solar panels	116	Wheels	40
Prop bags	39	Solar controller	117	Winch post	35
Prop locks	29	Solar mounting kits	118	Winches & Accessories	34
Prop nuts	23	Spark plugs	27	Winch handles	34/65
PTFE tape	14	Sparkplug caps	30	Wind Generator	116
Pulleys	19	Splashwell kits	18	Window	88
Q		Split pins	28	Windscreen wipers	50
Quicksilver	112/114/115	Split rings	81	Wise seats	90
Queaz away	96	Spotlights	51	Witches hats	19
R		Splicing tool	77	Wire	3-19
"R" clips	40	Spraypaint	26	Wobble rollers	39
Radar reflector	96	Stainless steel chain	66		
Radio / cassette	45	Starbright	96	Y	
Radio cover	45	Steering	16-20	"Y" valve	103
Rectifier	30	Steering wheels	20	Yellow backgrounds	39
Recoil handle	28	Steps	60/110		
Repair kits	75	Stern platform	60		
Resin	98	Sternleg support	26		
		Stickers	83		
		Storage Bag	75		
		Strap holder	66		
		Straps	36		
		Sump pump	28		
		Suspension units	37		
		Switches	49		
		Switch panels	47		
		Syphon pump	53		
		Swagging tool	3		